



National Policy on Poverty

National Poverty Reduction Programme

GOVERNMENT OF JAMAICA

September 2017

Table of Contents

ACKNOWLEDGEMENTS	4
LIST OF TABLES AND FIGURES	5
LIST OF APPENDICES	5
LIST OF ABBREVIATIONS	6
EXECUTIVE SUMMARY	8
Introduction	8
Background and Purpose	9
The National Policy on Poverty.....	9
The National Poverty Reduction Programme	12
Context for Poverty Reduction.....	13
1. INTRODUCTION	15
1.1 Measurement of Poverty in Jamaica.....	15
1.2 Background.....	15
1.3 Purpose.....	17
1.4 The Policy Development Process	18
2. SITUATION ANALYSIS (SUMMARY)	19
3. THE NATIONAL POLICY ON POVERTY	23
3.1 Guiding Principles	23
3.2 Vision Statement.....	24
3.3 Policy Goals and Intermediate Outcomes	24
3.4 Thematic Areas	25
3.5 Policy Objectives.....	26
3.6 Strategies and Actions	26
4. KEY STAKEHOLDER GROUPS AND THEIR ROLES (POLICY AND PROGRAMME)	32
5. INSTITUTIONAL AND MONITORING & EVALUATION FRAMEWORKS (POLICY AND PROGRAMME)	33
5.1 Institutional Framework	33
5.2 Monitoring and Evaluation Framework.....	36
6. CONTEXT FOR POVERTY REDUCTION (POLICY AND PROGRAMME)	38

6.1 Policy Coherence – Linkages with Other Policies, Legislation and Programmes	38
6.2 Economic Context.....	44
6.3 Social Context.....	44
6.4 Lessons Learned.....	45
6.5 Resource Mobilization and Funding.....	46
6.6 Risks to Policy/Programme Success and Considerations for Mitigation	48
7. THE NATIONAL POVERTY REDUCTION PROGRAMME, 2030	50
7.1 Poverty Reduction Programme Parameters.....	50
7.2 Programme Levels and Priorities.....	50
8. FIRST MEDIUM-TERM POVERTY REDUCTION PROGRAMME	53
8.1 Specific Target Groups	53
8.2 Key Strategic Interventions by Target Group	54
APPENDICES	67
Appendix 1: Stakeholder Consultations.....	67
Appendix 2: Situation Analysis.....	73
Appendix 3: Prevalence of Food Poverty by Region and Sex (1990-2012).....	94
Appendix 4: Distribution of Poverty in Jamaica (1990-2012)	95
Appendix 5: Poverty Gap Index (Poverty Depth) in Jamaica by Region (2001-2012)	96
Appendix 6: Squared Poverty Gap Index (Poverty Severity) in Jamaica by Region (2001-2012)	97
Appendix 7: Prevalence of Poverty in Jamaica by Sex (1990-2012)	98
Appendix 8: Prevalence of Poverty and Food Poverty by Sex of Household Head (1990-2012)	99
Appendix 9: Prevalence of Poverty by Region and Sex (1990-2012)	100
Appendix 10: Prevalence of Poverty in Jamaica by Age Group (1990-2012).....	101
Appendix 11: Prevalence of Poverty by Region and Age (1990-2012)	102
Appendix 12: Prevalence of Food Poverty by Region and Age (1990-2012).....	103
Appendix 13: Key Workflow Considerations of the Poverty Reduction Coordinating Unit .	104
Appendix 14: International and Regional Best Practices.....	105
GLOSSARY OF TERMS	108
REFERENCES.....	109

ACKNOWLEDGEMENTS

The development of this new integrated National Policy on Poverty and National Poverty Reduction Programme was spearheaded by the Planning Institute of Jamaica (PIOJ). The Social Policy, Planning and Research Division, and specifically the Poverty Reduction Coordinating Unit (PRCU), was instrumental in this policy and programme development process. Special thanks to the Director General of the PIOJ, Dr. Wayne Henry, and to former Director General Mr. Colin Bullock for their role in supporting and giving guidance to the development of this critical national policy and accompanying programme. Appreciation is extended to all other Divisions and staff of the PIOJ for collaborating and providing data and feedback throughout the process.

The input of the Inter-sectoral Committee for the Development of the National Policy on Poverty and National Poverty Reduction Programme (ISC) in providing input and insight during the development of the policy is graciously acknowledged.

Special recognition is given to the Ministry of Economic Growth and Job Creation, and the Ministry of Finance and the Public Service, for technical input and oversight of critical aspects of the policy development process. Gratitude is expressed to staff of the Cabinet Office and the Houses of Parliament for providing the relevant policy guidelines and information.

Appreciation is extended to the Ministries, Departments and Agencies (MDAs), Non-Governmental Organizations (NGOs), Community-Based Organizations (CBOs), Faith-Based Organizations (FBOs), civil society, private sector, academia, International Development Partners, key primary stakeholder groups and beneficiaries, youth, senior citizens, persons with disabilities, Local Authorities, and all other stakeholders who participated and gave input during the consultation phases.

Finally, gratitude is expressed to all individuals and groups who played any role in the development of this important policy towards comprehensively addressing poverty reduction, as inclusive national development continues to be promoted.

LIST OF TABLES AND FIGURES

List of Tables

Table 1	Partnerships in the National Poverty Reduction
Table 2	Poverty Reduction Indicators and Targets
Table 3	Select Policies, Legislations and International Agreements
Table 4	Major Government Projects, Programmes, and Interventions Targeting Poverty Reduction and 2015/2016 FY Budget Allocation

List of Figures

Figure 1	Institutional Framework for the Poverty Reduction Programme
Figure 2	Programme Levels
Box 1	Select Proposed Goals and Targets – 2030 Agenda on Sustainable Development

LIST OF APPENDICES

Appendix 1:	Stakeholder Consultations
Appendix 2:	Situation Analysis
Appendix 3:	Prevalence of Food Poverty by Region and Sex (1990-2012)
Appendix 4:	Distribution of Poverty in Jamaica (1990-2012)
Appendix 5:	Poverty Gap Index (Poverty Depth) in Jamaica by Region (2001-2012)
Appendix 6:	Squared Poverty Gap Index (Poverty Severity) in Jamaica by Region (2001-2012)
Appendix 7:	Prevalence of Poverty in Jamaica by Sex (1990-2012)
Appendix 8:	Prevalence of Poverty and Food Poverty by Sex of Household Head (1990-2012)
Appendix 9:	Prevalence of Poverty by Region and Sex (1990-2012)
Appendix 10:	Prevalence of Poverty in Jamaica by Age Group (1990-2012)
Appendix 11:	Prevalence of Poverty by Region and Age (1990-2012)
Appendix 12:	Prevalence of Food Poverty by Region and Age (1990-2012)
Appendix 13:	Key Workflow Considerations of the Poverty Reduction Coordinating Unit
Appendix 14:	International and Regional Best Practice

LIST OF ABBREVIATIONS

BIS	Beneficiary Identification System
BRM	Benefits Review Mechanism
CBOs	Community Based Organizations
CRP	Community Renewal Programme
CSJP	Citizen Security and Justice Programme
ESSJ	Economic and Social Survey of Jamaica
FAO	Food and Agriculture Organization
FBOs	Faith-Based Organizations
FY	Financial Year
GIS	Growth Inducement Strategy
GOJ	Government of Jamaica
ILO	International Labour Organisation
IMF	International Monetary Fund
JBAM	Jamaica Banana Accompanying Measures
JADEP	Jamaica Drug for the Elderly Programme
JSIF	Jamaica Social Investment Fund
JSLC	Jamaica Survey of Living Conditions
KMA	Kingston Metropolitan Area
MDAs	Ministries, Departments and Agencies
MDGs	Millennium Development Goals
MICS	Multiple Indicator Cluster Survey
MIDA	Micro Investment Development Agency
MIIC	Ministry of Industry Investment and Commerce
MIS	Management Information System
MLGCD	Ministry of Local Government and Community Development
MLSS	Ministry of Labour and Social Security
MNS	Ministry of National Security
MOAF	Ministry of Agriculture and Fisheries
MOE	Ministry of Education
MOFP	Ministry of Finance and Planning
MOH	Ministry of Health
MSMEs	Micro, Small and Medium Enterprises
MTF	Medium Term Socio-Economic Framework
MYC	Ministry of Youth and Culture

LIST OF ABBREVIATIONS cont'd

NGOs	Non-Government Organizations
NIS	National Insurance Scheme
NPEP	National Poverty Eradication Programme
NPRPC	National Poverty Reduction Programme Committee
NSPC	National Social Protection Committee
OPM	Office of the Prime Minister
PATH	Programme of Advancement through Health and Education
PCMU	Programme Coordinating and Monitoring Unit
PIOJ	Planning Institute of Jamaica
PRCU	Poverty Reduction Coordinating Unit
PVOs	Private Voluntary Organizations
PWDs	Persons with Disabilities
SALISES	Sir Arthur Lewis Institute of Social and Economic Studies
SDC	Social Development Commission
SPS	Social Protection Strategy
SSN	Social Safety Net
STATIN	Statistical Institute of Jamaica
TRN	Tax Registration Number
UN	United Nations
UNDP	United Nations Development Programme
UNICEF	United Nations International Children's Fund
UWI	University of the West Indies

EXECUTIVE SUMMARY

Introduction

This National Policy on Poverty and National Poverty Reduction Programme is developed to strengthen and support the national efforts at economic growth and broader social development. It is timely, and has been articulated in a way that captures and addresses the salient and systemic features of poverty in the country, and presents the national resolve to break poverty cycles. The Policy aims to improve the capabilities of Jamaicans to participate fully in economic and social life, while recognizing the critical imperative of appropriate safety nets.

The Poverty Reduction Coordinating Unit (PRCU) in the Planning Institute of Jamaica (PIOJ) was established in 2013, based on a Cabinet Decision, in response to the need for an institutional focal point of responsibility for poverty reduction efforts to be identified within Government. The revamping of the policy and programmatic frameworks for poverty initiatives, in keeping with Vision 2030 Jamaica, was one of the first priorities of the Unit resulting in the development of this new National Policy on Poverty and National Poverty Reduction Programme. The Unit will also coordinate, monitor and evaluate, and report on the implementation of this national policy and programme. The National Programme will be rolled out in 3-4 year medium term cycles — in keeping with the Medium-term Socio-economic Framework (MTF) of Vision 2030 Jamaica — with each cycle focused on specific strategies, and coordinating the efforts of the most relevant and effective government and non-government programmes. The National Poverty Reduction Programme Committee (NPRPC), comprised primarily of programme implementers across several sectors, will support the role of the PRCU in effectively monitoring and supporting the implementation of the National Programme.

Jamaica uses an absolute measure of poverty represented by a poverty line. The poverty line indicates the level of consumption needed to maintain an acceptable standard of living at the lowest cost. The calculation of the poverty line involves the costing of a basket of basic food and non-food items. The food poverty line is defined by the costing of the food portion of the minimum basket. Persons whose consumption is at or below the poverty line are considered to be in absolute poverty whilst those who consume below the food poverty line are considered to be in extreme poverty.

The prevalence of poverty in Jamaica has trended upwards since 2008 and is consistently highest in rural areas. In 2012, the national poverty prevalence was 19.9 per cent of the population, with the food poor representing 7.5 per cent. For the year 2014, the national poverty prevalence was 20.6 percent, while the food poverty rate was 8.0 per cent. Children are among the most vulnerable groups and account for almost half of those living in poverty. Other vulnerable groups include persons with disabilities, the homeless, the elderly and youth as well as those within the category of the working poor. These, as well as the small producers and entrepreneurs that are faced with the challenges that threaten their viability, are targeted for the medium-term programme which will be implemented to address poverty at the individual/household,

community and national levels. The implementation of poverty programmes is primarily state-led however there are non-government and civil society organizations that are involved in poverty reduction efforts.

Background and Purpose

The National Policy on Poverty and National Poverty Reduction Programme together constitute a responsive instrument of the Government of Jamaica to the need to institute a systematic and accountable framework to implement, coordinate, monitor and evaluate measures to address poverty and vulnerability. These represent a move to providing a focal point for coordinating poverty programmes and to address the void existing since the end of the previous programme. The National Poverty Eradication Programme and accompanying policy framework (Ministry Paper #13, 1997) which had been in effect since 1997 was administered through the Programme Monitoring and Coordinating Unit (PMCU) of the Office of the Prime Minister. The PMCU functions were terminated around 2007.

Building on the experience of the past, the National Policy on Poverty addresses new dynamics and realities in a comprehensive manner. Reflecting new policy directions and approaches, the National Policy and Programme are linked to *Vision 2030 Jamaica – National Development Plan* and its Poverty Reduction Strategic Plan. It is also seamlessly linked to the Jamaica Social Protection Strategy (2014), which provides the framework for the delivery of Effective Social Protection, an outcome of *Vision 2030 Jamaica*. The National Policy provides a focused and overarching framework for addressing poverty, inclusive of principles, vision, goals, objectives, strategies, institutional and monitoring and evaluation frameworks. The National Programme on the other hand, outlines the parameters for delivery and provides focussed interventions, strategies, and actions towards achieving the policy goals over the medium-term and longer term (2030).

The National Policy on Poverty

Within the overall framework of the *Vision 2030 Jamaica*, the Policy and Programme aim to eradicate extreme poverty and reduce absolute poverty at the national and sub-national levels. The intermediate outcomes of the policy are the strengthening of the institutional and legislative environment and providing a framework of cooperation among state and non-state actors for sustainability of the poverty reduction efforts.

This Policy provides a holistic and integrated framework that:

- a) Outlines the Government's prioritization of the issue of poverty;
- b) Outlines fundamental principles, strategies, and approaches towards poverty reduction;
- c) Establishes a locus of responsibility for coordinating the National Poverty Reduction Programme;
- d) Promotes improved coordination, integration, collaboration, and efficiencies among poverty reduction programmes;

- e) Establishes a credible and responsive mechanism to positively and directly influence the poverty prevalence;
- f) Identifies key focus areas and target groups for prioritization within a Medium-Term Programme;
- g) Justifies the basis for resource mobilization for poverty programmes;
- h) Provides and warrants a structured and coordinated approach to monitoring and evaluation of poverty reduction interventions.

Guiding Principles:

The National Policy on Poverty embraces the following eight core principles, which form the basis for empowering individuals, households and communities to achieve their full potential and thereby contribute to holistic national development. These are:

1. Respect for Human Rights
2. Inclusive and Participatory Development
3. Shared Prosperity
4. Empowerment and Personal Responsibility
5. Equitable Access to Basic Goods and Services
6. Evidence-Based Monitoring and Evaluation
7. Transparency and Accountability
8. Sustainable Development Approaches

Thematic Areas and Objectives:

Listed below are the seven thematic areas and corresponding objectives of the Policy. Relevant strategies towards the achievement of each objective are detailed in the document. The determination of the focus areas has been guided by data and research, policy focus of the Government, lessons learned locally and from regional and international best practice on poverty reduction and socio-economic development, along with insights from consultations with key stakeholders.

Thematic Area 1: Social Safety Nets

Objective 1: Strengthen social safety nets to address extreme poverty-induced deprivations (including hunger).

Thematic Area 2: Human Capital Development

Objective 2: Promote and expand human capital development among the poor and vulnerable (including children and persons with disabilities) towards self-actualization.

Thematic Area 3: Livelihood Creation and Income Security

Objective 3: Enhance income security among the poor and vulnerable.

Thematic Area 4: Food and Nutrition Security

Objective 4: Enhance food and nutrition security of the poor.

Thematic Area 5: Basic Social and Physical Infrastructure

Objective 5: Strengthen basic social and physical infrastructure within poor rural and urban communities.

Thematic Area 6: Psychosocial, Cultural, and Normative Advancement

Objective 6: Address psychosocial, cultural and normative influences on poverty.

Thematic Area 7: Coordination and Capacity Building.

Objective 7: Strengthen coordination and capacity building among key stakeholders for poverty reduction.

Vision Statement:

Every Jamaican is consuming goods and services above the minimum acceptable national standards, and has equal and equitable opportunities and support to achieve and maintain income security and improved quality of life.

Policy Goals:

The Policy and Programme aim to eradicate¹ extreme poverty by 2022 and reduce the national prevalence of poverty to less than 10 per cent by 2030. The eradication of extreme poverty will be targeted within the first two medium-term programmes. Within the medium-term poverty programmes, specific targets will be set for each goal, and focus will be placed on disaggregation by sex, geographic area, and age cohorts, where feasible.

GOAL 1: Extreme (food) poverty eradicated by **2022**

GOAL 2: National poverty prevalence reduced **significantly** below 10 per cent by 2030

Key Assumptions

In order to attain the policy goals, several key assumptions are being made, including:

- i. Sustained levels of economic growth at a minimum of 3.0 per cent annually over the medium-term;
- ii. Adequate budgetary provisions to key programmes and projects to facilitate greater reach and scope of services; this includes the cadre of staff required for effective programme delivery;
- iii. Dynamism in the labour market, with the creation of jobs across key growth sectors;
- iv. Attention to viable rural development initiatives to spread the benefits of development, stimulate market activity, and strengthen rural livelihoods;
- v. Strong integrated linkages between efforts of government entities;
- vi. Strong linkages between Government efforts and private investments.
- vii. The economic dependency ratio (which is the ratio between persons who are not working relative to those who are working) has to be maximum 1.2 compared with the current dependency ratio of 1.4.² This is based on the assumption that employment

¹ Below 3 percent (World Bank)

² The economic dependency ratio is calculated by dividing the dependent population (children, persons in the working age population not employed, and the elderly) by the employed population. Currently for every working person, his/her income supports an additional 1.4 persons. It is suggested that for every person working, his/her income supports on average, a maximum of an additional 1.2 persons.

- will increase between 2015 and 2030, at a faster rate than the dependent population; and
- viii. The inflation rate maintains on average at or below 5.0 per cent between 2014 and 2030.

Key Considerations for Poverty Reduction

Sustained reduction in poverty levels will require:

- i. **Sustained improvement in household's capacity to consume**, that is, through employment or other income. This is strategic as the measurement of poverty is currently based on household consumption (food and non-food).
- ii. **A coordinated, adequately targeted and supported National Poverty Reduction Programme** that empowers the most vulnerable to successfully connect to employment and other opportunities.
- iii. **Addressing systemic, cultural, and psycho-social barriers that perpetuate poverty, and limit meaningful participation** in education, training, and the labour market.

Intermediate Outcomes of the Policy:

1. Institutional framework for poverty reduction coordination established and operationalized at national and sub-national levels.
2. Legislative environment that supports sustainable poverty reduction facilitated and strengthened.
3. A framework of cooperation and coordination among government and non-government partners towards poverty reduction outcomes at the national and sub-national levels established.

The National Poverty Reduction Programme

The National Poverty Reduction Programme is directly linked to and influenced by the National Policy on Poverty. The Programme is long-term, in keeping with Vision 2030 Jamaica, and will also be implemented and monitored over a 3-4 year medium-term cycle. Strategic programming priorities identified as critical for policy implementation employ preventive, promotive, mitigative, protective, and transformative interventions (SPS 2014). The *National Poverty Reduction Programme* embodies the commitments made by Government in the fight to eradicate extreme poverty and reduce absolute poverty, within the framework of the *Vision 2030 Jamaica – National Development Plan*. In this regard, the programme will address poverty at three levels - Household/Individual, Community and National.

At the household/individual level, poverty will be addressed through a slate of interventions focused on: meeting basic needs, economic empowerment, addressing psycho-social, cultural and normative challenges, and providing opportunities for human capital development and livelihood creation. At the community level, focus will be placed on building community infrastructure (physical, social and economic) to create greater opportunities for improving standards of living and creating an enabling environment. This will also incorporate the strengthening of innate assets and community organization to embrace innovative approaches to creating value and wealth. At the national level, the provision of technical support for institutional strengthening and effective management, monitoring and evaluation of the national (and sub-national) poverty reduction programming, research, resource mobilization and allocation, are prioritized.

Context for Poverty Reduction

Social, Economic and Environmental Imperatives

The Policy highlights the importance of economic and social development, the interconnectedness of all sectors, the need for strong and effective partnerships, favourable distribution of resources to programmes, and consistent commitment on the part of the Government as important prerequisites to achieving poverty reduction. These along with coordination, monitoring and evaluation, as well as personal responsibility and commitment of programme beneficiaries will lead to the achievement of stated outcomes. The possible risks to the Policy and Programme, including resource constraints, resistance to coordination and monitoring, weakness in supporting sectors, resistance to change and the effect of persistent environmental hazards, are also outlined. Consideration is also given to strategies to address these risks.

Resources and Funding

The poverty reduction programme will be resourced primarily through GOJ budgetary provisions to existing programmes and projects earmarked for priority under each Medium-term National Poverty Reduction Programme. As such, commitment will be made to adequately fund interventions being implemented through Ministries, Departments and Agencies (MDAs) that are a part of the Government's National Poverty Reduction Programme. This will be critical in order to achieve sustained poverty-related outcomes. Technical and funding support from the international development partners will remain critical. Strengthened partnerships with the private sector and non-government organizations will also prove beneficial in supporting the overall efficiency and cost of programme delivery.

Policy Coherence

The overarching policy environment consists of the *Vision 2030 Jamaica – National Development Plan*; *Vision 2030–Poverty Reduction Strategic Plan*; the *Medium Term Socio-Economic Policy Framework*; *Agenda 2030*, *Addis Ababa Action Agenda*; and the *Jamaica Social Protection Strategy* (2014). The Policy is to be contextualized within the macroeconomic framework of the GOJ, inclusive of the *Growth Inducement Strategy* (2011) and International Monetary Fund agreements (Extended

Fund Facility signed in 2013, and the follow-on Stand-by Agreement made in 2016) and the Economic Growth Council's Call-to-Action (2016).

The tenets of the *National Policy on Poverty* are closely aligned with several existing policies, strategies, pieces of legislation in various areas inclusive of education, family support, health, nutrition, housing, migration, agriculture, economy, environment and recognized vulnerabilities in relation to gender, children, the youth, elderly and persons with disabilities (Table 3). The GOJ is also a signatory to international agreements which affirm the development of human capacities necessary to counter the antecedents of poverty.

The *National Policy on Poverty* therefore recognizes the work that is being accomplished through the implementation of policies and strategies in other supporting sectors to support implementation and realization of poverty reduction outcomes and broad national development.

1. INTRODUCTION

1.1 Measurement of Poverty in Jamaica

In Jamaica, a consumption methodology is used to measure poverty. The process of poverty measurement begins by defining a food poverty line. The food poverty line represents the recommended minimum caloric requirement that is needed to sustain a family of five (two adults and three children). The minimum caloric requirement is captured in a food basket, where the total caloric value of the food basket is equal to the minimum caloric requirement. The food basket contains food items organised in six categories, and is a minimum cost basket. Each category of the food basket contains the lowest priced food items from different options of commonly consumed food items. Each food item is then costed and summed to obtain the total cost of the food basket. The monetary cost of the food basket then represents the food poverty line (after some adjustments for the age and sex distribution of the family of five).

To this food poverty line, the basic value of non-food items is then added to obtain the poverty line for Jamaica. The basic value of non-food items is determined by estimating the ratio of total non-food cost to total food cost. Total ratio of food cost to non-food cost is approximately 2:1. Since the value of the food poverty line is known, this percentage is used to derive the non-food cost which is then added to the food poverty line to derive the poverty line for Jamaica. Implicit in the non-food share are all the other basic expenditures typical to the family, including housing and education. In 2012, the poverty line was estimated to be \$143,687. If an individual's consumption is below this figure, then that person is considered to be in poverty.

1.2 Background

Despite weak economic growth and a high debt to GDP ratio, Jamaica's poverty rates showed a significant downward trend from 1990 to 2007. Using an absolute poverty method to measure progress for the United Nations' Millennium Development Goal (MDG) Goal 1 concerning halving extreme poverty shows that the poverty reduction target was achieved, moving from 28.4 per cent of Jamaicans living below the national poverty line in 1990 to 9.9 per cent in 2007. However, the onset of the global food crisis in 2007/08 and the financial and economic crises of 2008/09, in addition to structural weaknesses in the economy, led to a reversal of most of the gains made in poverty reduction.

The decline observed in poverty rates over the period 1990-2007 occurred within the context of low and flat economic growth and relatively stable employment rates for most years. Upward movement in real incomes, and general downward movement in inflation rates were characteristic features over the period. However, in 2007, the decline in economic activities due to the global food price increases as well as the global financial crisis and its lagged effects, contributed significantly to the increase in poverty rates seen from 2008 to 2014, from a low of 9.9 per cent to 20.6 per cent.

According to (Handa 2010, 1) there is "significant movement in and out of poverty, with approximately half of poor households moving out of [exit] poverty each year and being

replaced by approximately the same number of new poor” based on assessment of the JSLC data sets (1995-2005). Further, “over a 3-year period, one-third of those who had a ‘poverty event’ [poor, that is, consumed below the poverty line] will have another ‘poverty event,’ representing about 4.0 per cent of the total household population” (Handa 2010, 11). This is consistent with the literature³ on poverty which indicates that there are structural or hard core poor, transient poor and vulnerable groups. The dynamism of poverty in Jamaica is evident in ‘movers’ who may be among the vulnerable population who are likely to regress into poverty when shocks and crises arise (Handa 2010).

Poverty-related public policy in Jamaica dates back to *The Poor Relief Act, 1886*. Following on Jamaica’s commitment to eradicate absolute poverty, articulated within the International Conference on Population and Development Programme of Action (1994), and involvement in the United Nations World Summit on Social Development in Copenhagen (1995), the Cabinet approved *Jamaica’s Policy Towards Poverty Eradication and the National Poverty Eradication Programme* (NPEP) {Ministry Paper 13} and an institutional framework approved by Parliament, in 1997. The Programme Coordinating and Monitoring Unit (PCMU) was established in the Office of the Prime Minister as the institutional focal point for the coordination of the poverty programme which commenced implementation in 1997. The poverty eradication efforts focused on broadening access to basic social services and community development. The cessation of the NPEP and the PCMU around 2007/2008 resulted in the absence of a locus of institutional responsibility for poverty.

The *Vision 2030 Jamaica – National Development Plan*, outlines a set of strategies regarding poverty reduction in the Poverty Reduction Strategic Plan, 2008-2030. The Plan recognizes that one of the fundamental requirements for effective implementation is a singular focal point of institutional responsibility, under an assigned Ministry, along with improved mechanisms and instruments for monitoring and measuring poverty. The major strategic objectives outlined in the plan are for equitable access to basic goods and services, responsive public policy, opportunities for sustainable livelihoods, and social inclusion. These entail a major focus on families, rural development, human capital formation through education and empowerment, and the provision of economic opportunities for poor households and vulnerable persons. The vigorous attention that must be paid to community development and infrastructure is also included.

Arising from the development of the Poverty Reduction Strategic Plan of Vision 2030 Jamaica, the PIOJ saw the need for a revision and updating of the policy and programmatic frameworks for poverty initiatives, and the imperative for an institutional focal point of responsibility to be identified within Government. The Poverty Reduction Coordinating Unit (PRCU) was therefore established in the PIOJ in late 2013, with Cabinet Decision No. 06/15 further sanctioning the drafting of a new policy and programme for poverty reduction. The Conceptual Framework for Poverty Reduction Coordination in Jamaica, November 2014, was articulated through a multi-stakeholder participatory process, and accepted as the basis for the development of the Policy.

³Thomas (1988), Beckford (1972), Handa (2010), Benfield (2010) and Witter *et al.* (2009).

This new Policy and Programme are in keeping with commitments articulated in *Vision 2030 Jamaica*; *Medium Term Socio-Economic Policy Framework* (MTF2015-2018); *Social Protection Strategy* (SPS) and the *Growth Inducement Strategy* (GIS) and other related policies. *Vision 2030 Jamaica* targets reduction of the prevalence of poverty to less than 10 per cent by 2030. The PRCU is responsible for multi-sectoral coordination of poverty programmes and projects, within the framework of the *Social Protection Strategy* approved by Cabinet in March 2014. The Social Protection System supports human capital development through health, education, labour market, housing, food security, and the natural environment necessary for sustainable livelihoods and income security. The Growth Inducement Strategy framework projected growth performance is expected to contribute to poverty reduction in context of the economic programme under an Extended Fund Facility Agreement with the International Monetary Fund (IMF), 2013. The Policy and Programme are also instruments in support of regional commitments and agreements including *Transforming our World: The 2030 Agenda for Sustainable Development (2030 Agenda)*, the *Samoa Pathway* and the *World Summit on Social Development: Declaration and Programme of Action*.

1.3 Purpose

Vision 2030 Jamaica and the *Jamaica Social Protection Strategy* provide the overarching framework for social protection and poverty reduction interventions going forward. Within this framework, the National Policy on Poverty and its associated Medium-Term Poverty Reduction Programme provide a broad, yet focused poverty policy and programming response to address poverty reduction and mitigation, and builds on the merits of the prior policy and programme intervention. At the core of this new policy and programme is the empowerment of people; building resilience at the national, community, household and individual levels, to break the intergenerational cycle of poverty. The role of the Government is to first reinforce the framework in which to tackle the issue of poverty, and provide a cohesive structure within which partners can contribute to the strategic imperatives. Various programmes and projects can fit within the framework of the Poverty Programme from time to time, as the dynamics change or the focus of the poverty reduction efforts shift.

The National Policy on Poverty and National Poverty Reduction Programme, coordinated through the PRCU, will replace the National Poverty Eradication Policy and Programme, and is intended to reverse the upward trend of poverty since 2008. This trend eroded and reversed Jamaica's achievement of the United Nations' Millennium Development Goal (MDG) Goal 1 concerning the eradication of poverty. The policy and programme focus will also provide a platform for poverty targeting as reflected in *Transforming our World: The 2030 Agenda for Sustainable Development (2030 Agenda)*.

This National Policy on Poverty and its associated Programme provide a systematic and integrated framework that:

- a) Outlines the Government's prioritization of the issue of poverty;
- b) Outlines fundamental principles, strategies, and approaches towards poverty reduction;
- c) Establishes a locus of responsibility for coordinating the National Poverty Reduction Programme;

- d) Promotes improved coordination, integration, collaboration, and efficiencies among poverty reduction programmes;
- e) Establishes a credible and responsive mechanism to positively and directly influence the poverty prevalence.
- f) Identifies key focus areas and target groups for prioritization within a Medium-Term Programme;
- g) Justifies the basis for resource mobilization for poverty programmes;
- h) Provides and warrants a structured and coordinated approach to monitoring and evaluation of poverty reduction interventions;

It is anticipated that the National Policy on Poverty, its various Medium-Term (3-4 Year) Poverty Reduction Programmes, and framework for coordination, monitoring and evaluation will provide a systematic approach towards realizing the eradication of extreme (food) poverty and reduction of absolute poverty. This is in keeping with the targets set for the *2030 Agenda* and realizing the outcomes defined by *Vision 2030 Jamaica*.

1.4 The Policy Development Process

The PIOJ, through the PRCU, utilised a consultative approach to the development of the Draft Policy and Programme. This included the views of key stakeholders and clients including beneficiary groups, prior to the drafting of the document.

The Inter-sectoral Committee for the Development of the National Policy on Poverty and National Poverty Reduction Programme, established in 2014, guided the policy development process and provided valuable discourse and input.

A series of technical consultation sessions with key stakeholders were held. These included: personnel within relevant MDAs; representatives of all Local Authorities; all technical Divisions of the PIOJ; members of the NGO community; faith-based organizations; persons from poor households; private sector representatives including the small business community; and academia.

The Policy also benefited from lessons learned locally as well as from regional and international best practices. Relevant studies and literature in the area also informed its content and focus.

The consultative process was further strengthened through strategic public consultation and validation sessions on the approved Green Paper. Stakeholders in the western region (Hanover, Westmoreland, St Elizabeth, St. James, Trelawny, and St. Ann) were engaged on January 25, 2017 and in the eastern region (Portland, St. Thomas, St. Mary, Clarendon, St. Catherine, Manchester, Kingston and St. Andrew) on January 31, 2017. Both fora benefited from the participation of key stakeholders across various sectors. A combined total of 203 participants representing 75 Ministries Departments and Agencies of government, non-government organizations, private sector, academia, and International Development Partners were in attendance. The approved Green Paper was also made available for review through various electronic media, including the websites of key Ministries Department and Agencies of government, the website and Facebook pages of the Planning Institute of Jamaica and Vision 2030 and public Libraries. The Green Paper was tabled in Parliament on March 9, 2017.

2. SITUATION ANALYSIS (SUMMARY)

This section is a summary of the findings of the Situation Analysis⁴. The detailed Situation Analysis is located in Appendix 2.

Profile of Poverty

The prevalence, depth and severity of poverty have declined since the 1990s but have trended upward since 2008. This trend is consistent across geographical areas, sex and age groups. The national poverty prevalence was 19.9 per cent in 2012. For that year, in addition to the poor, 4.2 per cent of the population were vulnerable to falling into poverty that is, consuming within 10.0 per cent above the poverty line. The bottom 50.0 per cent of Jamaican households accounted for 24.4 per cent of national consumption expenditure compared with 75.6 per cent consumed by the top 50 per cent (JSLC 2012). In 2013, the national prevalence of poverty was 24.6 percent, and an additional 5.2 percent being vulnerable to poverty. For the year 2014, the national prevalence of poverty was 20.6 per cent, and an additional 4.1 per cent being vulnerable to poverty. Food poverty rates were 10.4 per cent and 8 per cent respectively (JSLC 2013, and 2014).

While only slightly higher proportions of males (20.6 per cent) than females (19.2 per cent) (appendix 9) were poor, slightly greater proportions of female headed households(15.9 per cent) compared to those headed by males (13.2 per cent) were poor (Appendix 8). Persons with disabilities were also more likely to be poor than persons without disabilities. The proportion of children in poverty, (25 per cent), is consistently higher than the working age adults (17.8 per cent) and the elderly (14.5 per cent). Children in female-headed single parent households are more vulnerable to poverty because of the lower per capita consumption due to larger household size as well as discrimination in employment and wages and less access to resources (PIOJ, 2014, 18-19). Children in the care of the state are vulnerable because of low educational outcomes, challenges with independent living, disability, stigma and unemployment or low wage jobs (PIOJ, 2014, 16).

The School to Work Transition Survey conducted with youth aged 15-29 years indicates that some 39.9 per cent of youth consider themselves poor or nearly poor (ILO, STATIN and PIOJ 2013, 28). This is twice the national poverty prevalence of 19.9 per cent in 2012. Youth face unemployment rates three times that of adults 25 years and over in both 2012 and 2013(PIOJ 2013, 21.7). Youth unemployment was more prevalent among males and in urban areas. A large proportion of youth (15-24 years) is significantly at risk as they leave high school without qualification for employment and are not pursuing further education or training.

The working age population is also affected by, and vulnerable to poverty. The prevalence of poverty among working age adults was 17.8 per cent in 2012, and was highest in rural areas. Participation in social safety net is also low. The two industries that employ most workers in

⁴ The Situation Analysis was compiled using the latest published data at the time of its development inclusive of the JSLC 2012, however the 2014 poverty prevalence data, published subsequently, is included.

Jamaica have the lowest levels of NIS compliance, that is, Agriculture & Fishery, and Wholesale and Retail Trade sectors where most of the employed poor are located. The national registration rate for NIS was 38.7 per cent, some 9.4 per cent in NHF and 26.1 per cent in JADEP.

The dependent elderly 65 years and over represents 8.6 per cent of the population. In 2012, 14.5 per cent of the dependent elderly were poor. Currently, less than one-third of persons 65 years and older receive NIS pension benefits, and only 27 per cent of NIS pensioners qualify for the full flat rate benefit of \$2800 per week (Christie 2013, 6). Elderly beneficiaries of the PATH programme receive \$1 725.00 per month (MLSS 2015, 34).

The JSLC data for 2008 indicate that 13.8 per cent of persons with disabilities were poor, and the majority of persons with disabilities who are poor, (42.9 per cent), are located in the rural areas. The 2001 Census data indicate that 14.1 per cent of persons with disabilities were employed with higher unemployment rates among males than females.

The major risk factors identified for poverty among persons with disabilities are weak transitioning through educational levels, inadequate system for early detection of disabilities, limited access to employment, stigma, discrimination and exclusion (PIOJ 2013, 31).

The indigent is described as persons who are unable to provide their basic needs and fully require daily support. For the 2011 period, 53.3 per cent of the outdoor poor were females and 59.5 per cent of indoor poor were males (PIOJ, 2013, 36).

The homeless represents a relatively small percentage of the population and are among the vulnerable because of their low educational status, unemployment, lack of support systems, drug abuse, mental and other health problems, deportation and likely criminal record. Homelessness is more prevalent among males and in urban centres (PIOJ, 2013, 37-38).

Small producers (farmers and fishers) are among those who are vulnerable to poverty. In 2014 there were 205,000 persons employed in the occupation group of Skilled Agriculture and Fishery Workers, representing 18.5 per cent of the labour force (STATIN 2014, 4). Ballayram (2008), identified that this occupational group faced significant risks to food security and livelihood, which includes lack of capital and credit, poor purchasing power, weak human and physical capital, seasonality of available employment, weak social fabric, indebtedness and lack of capital to expand livelihood. They are further challenged by praedial larceny, environmental hazards and risks, little social security coverage and are characterized by a cycle of low nutritional and educational outcomes.

Micro and Small Enterprises contribute significantly to employment in Jamaica but are challenged by informality which creates a challenge in accessing capital, as well as excessive bureaucracy in the performance of their business, lack of training among business owners and limited access to international markets (PIOJ, 2013, 50). In 1996 micro and small businesses in Jamaica, accounted for 18.1 per cent of the employed labour force. They are mainly involved in the Wholesale and Retail Trade (55.7 per cent) and Community and Social and Personal Services sectors (23.3 per cent) (MIIC, 2013, 24, 25).

Socio-economic Determinants of Poverty

Among the main issues identified as the determinants of poverty in Jamaica are low educational attainment levels, low income earning capability, inability to access basic social services, lack of economic opportunities leading to underemployment, unemployment and low wage employment, poor rural development impacting the opportunities and livelihoods of rural households and high levels of risks due to natural hazards (PIOJ, 2009).

The industries in which the poor mainly worked include Agriculture, Forestry & Fishing (24.4 per cent); Wholesale & Retail, and Repair of Motor Vehicle/Equipment (20.6 per cent); Construction (11.3 per cent); and Private Households with Employed Persons (8.7 per cent) which are traditionally associated with lower income occupations.

The data further identify that heads of poor households had lower levels of educational attainment than heads of non-poor households. Some 3.5 per cent of poor household heads had completed tertiary education, 20.2 per cent attained primary, 23.5 per cent completed secondary and 50.9 per cent completed some secondary schooling.

The majority (70.6 per cent) of the poor went to public health-care facilities when ill, 24.8 per cent to private facilities and 4.5 per cent to other types of facilities. Comparatively, 51.7 per cent of the non-poor went to public health-care facilities when ill, 41.6 per cent to private facilities and 6.6 per cent to other types of facilities. Some 5.6 per cent of the poor had health insurance compared with 22.0 per cent of non-poor although their likelihood of having Non-Communicable Diseases was 22.2 per cent and 26.7 per cent respectively⁵.

There are psycho-social, cultural, and normative features of society that perpetuate poverty. Consultations with key stakeholders revealed that these norms and practices include beliefs associated with childbearing and the definition of gender roles. These enable practices that impact household consumption, cognitive development, and educational outcomes, and place both household heads and members of the household at risk of poverty.⁶ Family dynamics and instability also affect healthy child development, failure of which results in juvenile delinquency, child abuse and poor educational performance (Le Franc, Bailey and Branch, 1998,1 cited in Ricketts and Anderson 2009, 5).The quality of service delivery to the poor and access to information were also identified by stakeholders as factors impacting the quality of life of the poor.

Poverty Reduction Context and Programmes

Poverty reduction programmes are primarily state-led though there are non-government organizations engaged in poverty reduction efforts. For the financial year (FY) 2013/14, government spending on select poverty-reduction related programmes identified by MDAs was approximately \$18.6 billion and \$20.5 billion for the same set of programmes in FY 2014/15. The Programme of Advancement Through Health and Education (PATH) is the main programme aimed at poverty reduction and is implemented through the Ministry of Labour and

⁵ Calculated using JSLC data 2012

⁶ PIOJ Key Stakeholder Consultation held August 25, 2015.

Social Security. Other major poverty reduction programmes are implemented through the Ministry of Local Government and Community Development, Board of Supervision Poor Relief Programme and the Office of the Prime Minister (Jamaica Social Investment Fund).

Poverty reduction programmes are challenged by inadequacy of benefits, targeting and cost effectiveness and sustainability of the programmes based on reliance on external funding, as well as duplication of efforts. Additionally, there are institutional challenges including lack of capacities, weak monitoring and evaluation and information systems, lack of clear definition of roles and programme overlaps.

The National Poverty Reduction Policy and Programme replace the National Poverty Eradication Policy and Programme. It is developed and will be implemented in context of existing policies and international agreements with the overarching framework being *Vision 2030 Jamaica National Development Plan and Agenda 2030*. The legislative and policy environment and linkages with other policies and programmes are detailed in Section 6.

3. THE NATIONAL POLICY ON POVERTY

3.1 Guiding Principles

The *National Policy on Poverty* embraces eight core principles, which form the basis for empowering individuals, households and communities to achieve their full potential and thereby contribute to holistic national development.

1. Respect for Human Rights:

The policy acknowledges the inalienable fundamental human rights and dignity of all citizens under the Jamaican Constitution, and in keeping with international covenants of which Jamaica is a signatory.

2. Inclusive and Participatory Development:

The coordination of national efforts on poverty shall include the partnership of multiple stakeholders in Government, the private sector, non-governmental organizations (NGOs), as well as poor and vulnerable persons, at the national and sub-national levels. Gender and disability considerations will be mainstreamed throughout. This guiding principle embodies the concept of “no one left behind” as is embraced and promoted under the *2030 Agenda for Sustainable Development*.

3. Shared Prosperity:

The achievement of shared prosperity for all levels of the society through sustainable economic growth that facilitates the participation in viable livelihood opportunities and the benefits of national development in order to counteract vulnerability and inequality, and social exclusion.

4. Empowerment and Personal Responsibility:

By promoting empowerment and personal responsibility the policy acknowledges the role of individuals in changing their poverty status through embracing available opportunities for personal and community development, and becoming active participants in national development.

5. Equitable Access to Basic Goods and Services:

Using the Rights-based Approach, the Policy seeks to ensure fair and objective delivery of basic social services to all citizens, in particular the most vulnerable. The policy also enshrines the efficient and effective delivery of public goods and services to all citizens.

6. Evidence-Based Monitoring and Evaluation (M&E):

The Policy promotes strong systems for monitoring, evaluating, and strengthening programmes while utilizing relevant research, data and best practices to improve systems and programmes.

7. Transparency and Accountability:

Processes to define, develop, and review policy and programme parameters are in keeping with approved formats and accountable procedures. The Policy also promotes clear ownership of responsibility on the part of the Government and its partners for the implementation of the National Poverty Reduction Programme.

8. Sustainable Development Approaches:

The Policy recognizes the importance of the natural environment to sustainable livelihoods and development, and therefore promotes environmental stewardship through sustainable management and use of natural resources and increasing capacity to adapt to climate change.

3.2 Vision Statement

Every Jamaican is consuming goods and services above the minimum acceptable national standards, and has equal and equitable opportunities and support to achieve and maintain income security and improved quality of life.

3.3 Policy Goals and Intermediate Outcomes

As indicated in Goals 1 and 2 below, the Policy and Programme aim to eradicate extreme poverty by 2022 and reduce the national prevalence of poverty by 2030. Within the medium-term poverty programmes, specific targets will be set for each goal, and focus will be placed on disaggregation by sex, geographic area, and age cohorts, where feasible.

3.3.1 Policy Goals

GOAL 1: Extreme (food) poverty eradicated by 2022

GOAL 2: National poverty prevalence reduced **significantly** below 10 per cent by 2030.

Key Assumptions:

In order to attain the policy goals, several key assumptions are being made, including:

- i. Sustained 2levels of economic growth at a minimum of 3.0 per cent annually over the medium-term;
- ii. Adequate budgetary provisions to key programmes and projects to facilitate greater reach and scope of services; this includes the cadre of staff required for effective programme delivery;
- iii. Dynamism in the labour market, with the creation of jobs across the spectrum;
- iv. Attention to viable rural development initiatives to spread the benefits of development, stimulate market activity, and strengthen rural livelihoods; and
- v. Strong linkages between Government efforts and private investments.
- vi. The economic dependency ratio (which is the ratio between persons who are not working relative to those who are working) has to be at a maximum of 1.2 compared with the current dependency ratio of 1.4.⁷ This is based on the assumption that employment will increase between 2015 and 2030, at faster rate than the dependent population; and

⁷ The economic dependency ratio is calculated by dividing the dependent population (children, persons in the working age population not employed, and the elderly) by the employed population. Currently for every working person, his/her income supports an additional 1.4 persons. It is suggested that for every person working, his/her income supports on average, a maximum of an additional 1.2 persons.

- vii. The inflation rate maintains on average at or below 5.0 per cent between 2014 and 2030.

Key Considerations for sustained levels of Poverty Reduction will require:

- i. **Sustained improvement in household's capacity to consume**, that is, through employment or other income. This is strategic as the measurement of poverty is currently based on household consumption (food and non-food).
- ii. **A coordinated, adequately targeted and supported National Poverty Reduction Programme** that empowers the most vulnerable to successfully connect to employment and other opportunities.
- iii. **Addressing systemic, cultural, and psycho-social barriers that perpetuate poverty, and limit meaningful participation** in the education, training, and labour market.

3.3.2. Intermediate Outcomes of the Policy

Outcome 1: Institutional framework for poverty reduction coordination established and strengthened at national and sub-national levels.

Outcome 2: Legislative environment that supports sustainable poverty reduction facilitated and strengthened.

Outcome 3: A framework of cooperation and coordination among government and non-government partners towards poverty reduction outcomes at the national and sub-national levels established.

3.4 Thematic Areas

The Government and its partners shall pursue strategies and actions under the following 7 Policy Thematic Areas:

1. Social Safety Nets
2. Human Capital Development
3. Livelihood Creation And Income Security
4. Food And Nutrition Security
5. Basic Social And Physical Infrastructure
6. Psycho-Social, Cultural, And Normative Advancement and
7. Coordination And Capacity Building

3.5 Policy Objectives

Objective 1: Strengthen social safety nets to address extreme poverty-induced deprivations (including hunger).

Objective 2: Promote and expand human capital development among the poor and vulnerable (including children and persons with disabilities).

Objective 3: Enhance income security among the poor and vulnerable.

Objective 4: Enhance food and nutrition security of the poor.

Objective 5: Strengthen basic social and physical infrastructure.

Objective 6: Address psycho-social, cultural and normative influences on poverty.

Objective 7: Strengthen coordination and capacity building for poverty reduction.

3.6 Strategies and Actions

1. Social Safety Nets

Objective 1: Address extreme poverty-induced deprivations including hunger through strengthened social safety nets.

Having established that it is the right of every citizen to have access to basic social services in order to have his/her basic needs met, and recognizing the responsibility of the Government in facilitating an adequate quality of life for those deprived of familial and other support, the Government and its partners shall:

- a. Provide adequate budgetary support to the identified public safety net initiatives.
- b. Enact and amend legislation to strengthen the policy environment for social assistance in an effort to address barriers faced by the poor.
- c. Ensure that basic amenities, public services, and facilities are accessible to the poor, whether by means of targeted or universal interventions.
- d. Provide for the basic needs of food, shelter, water, sanitation, income, education and health care for the poor, within specified programmes and initiatives.
- e. Provide income transfers in the form of cash or kind to support the poor (individuals or families) identified through appropriate screening mechanisms and processes.
- f. Facilitate institutional care as required, for the infirm, indigent or homeless, to ensure that the basic needs of the most vulnerable are met.
- g. Facilitate programmes and interventions to adequately respond to the needs of the vulnerable and temporary poor in cases of misfortune or negative climatic events such as natural and manmade disasters.
- h. Utilize transparent screening mechanisms to objectively identify the poor for differentiated state interventions as deemed necessary.
- i. Facilitate access to vital documents for poor citizens (including Birth Certificates, National ID, and TRN).
- j. Undertake timely review of cash transfers to the poor in keeping with established Benefit Review Mechanisms.

2. Human Capital Development

Objective 2: Promote and expand human capital development among the poor and vulnerable (including children and persons with disabilities).

Recognizing the potential of each individual and family, and the need for interventions to prevent intergenerational transmission of poverty, the Government and its partners shall:

- a. Facilitate equity, access and opportunity for poor individuals and families through the creation of enabling and non-discriminatory policy environments in the areas of healthcare (preventative, promotive, curative and rehabilitative), education and training.
- b. Build the capacities of poor households to break the intergenerational cycle of poverty and become independent of social assistance programmes, through: emphasis on human capital development, early intervention, greater support and application of improved case management interventions and approaches, and the appropriate linkages, referrals, and training opportunities.
- c. Promote and facilitate the strengthening of holistic family-based services, in support of specific interventions for children, youth, the working age, elderly, and persons with disabilities, of both sexes.
- d. Facilitate certification/standards acquisition and employment (school-to-work) transition support is included in training modules that target the poor and other vulnerable groups.
- e. Empower families through improved access to services, information and resources in response to needs.

3. Livelihood Creation and Income Security

Objective 3: Enhance livelihood creation and income security among the poor and vulnerable

Recognizing that income security is critical to independence from welfare programmes, Government and its partners will encourage and facilitate labour market participation of the poor through sustainable job creation, higher income generation, protection of income, mitigation of livelihood risks, livelihood creation and economic opportunities in keeping with the International Labour Organization Decent Work Agenda⁸ through:

- a. Identification and improvement of human capital (personal assets or capacities, talents and skills) for income generation and Decent Work.
- b. Identification and improvement of community assets for income generation and Decent Work through community-based and other non-government organizations in development of skills and community engagement.
- c. Timely review and adjustments to the Minimum Wage.
- d. Improvement of livelihoods through access to business development services, micro-finance and social enterprise options for targeted clients.
- e. Facilitate and encourage efforts towards improved productivity, sustainability of livelihoods and building resilience.
- f. Build capacities to enable participation in non-traditional industries.

⁸ The Decent Work Agenda embodies the four strategic objectives of the ILO: Promoting Jobs, Guaranteeing rights at work; Extending social protection; and Promoting social dialogue. A crosscutting objective is gender equality.

- g. Expansion of the provision of information and training in financial literacy and business development through various media and for various groups.
- h. Encouragement/promotion of participation in the National Insurance Scheme, other insurance and pension offerings.
- i. Facilitating increased access to civil registration documents for the poor and vulnerable for access to financing.
- j. Improve access to water and water storage systems and facilities for the purpose of irrigation.
- k. Facilitation of land tenure security through programmes for land titling and other appropriate options for medium to long-term land use.
- l. Supporting the productive use of underutilized agricultural lands.
- m. Promotion of greater insurance of assets.
- n. Facilitating community-based and family-based interventions for care services for family dependents (elderly, children persons with debilitating health issues, persons with restrictive disabilities) in order to support the availability of working-age persons for the labour market.
- o. Facilitation of eligible Jamaican workers in overseas employment, provision of options for their participation in savings schemes and social security provisions, and increasing the availability of support services.
- p. Promoting options for redeployment of persons for continued income generation.
- q. Promoting environmentally sustainable livelihoods and reduce risks associated with climate change and natural hazards through the regulation of environmental practices.
- r. Enabling entrepreneurs in the informal sector to formalize and strengthen businesses and access social insurance and pension schemes.
- s. Providing opportunities and support to the elderly for income-generating activities, in an effort to promote active ageing, income security, and inter-generational transfer of knowledge and skills.
- t. Incorporate the use of technology to enhance local industries and promote sustainability.

4. Food and Nutrition Security

Objective 4: Enhance food and nutrition security of the poor

Recognizing the basic necessity of a nutritionally adequate diet for human survival and optimal healthy development, the Government and its partners shall:

- a. Design and implement appropriate programmes, mechanisms and facilities to ensure the availability, accessibility, safety, and stability of sufficient food supply for the extreme/food poor (food insecure) across the life cycle.
- b. Formulate programmes to detect, prevent and consistently mitigate malnutrition caused by diet and inadequate intake of food.
- c. Ensure the availability of emergency food stocks for designated time periods in keeping with the National Food and Nutrition Security Targets for emergency recovery and relief.
- d. Support institutional strengthening, integration and expanded coverage, reach and efficacy of the National School Feeding Programme from the early childhood to

secondary levels in keeping with nutritional guidelines to ensure equity, adequacy and accessibility.

- e. Promote nutritional and physically healthy lifestyle practices consistent with national and international dietary and healthy lifestyle goals.
- f. Improve access to water and water storage systems and facilities for the purpose of irrigation.
- g. Increase support to domestic farming to inform crop production, productivity, diversification and expansion.
- h. Strengthen efforts to address the issue of praedial larceny.
- i. Identify and provide support to reduce risk from natural hazards and phenomena such as climate change to areas/communities at risk to mitigate livelihood losses to domestic farmers, fishers, fish farmers and other producers.
- j. Facilitate the development of comprehensive agricultural insurance and other risk transfer mechanisms inclusive of subscription to national and regional disaster funds.
- k. Build the capacity of small-scale rural producers to deal with price variations, facilitate their access to financial services, improve their agricultural risk management capacity and promote sustainable agricultural practices.
- l. Promote backward and forward integration and value chain enhancement of local producers to improve productivity and obtain higher returns on investment.
- m. Facilitate productive inclusion through market linkages of local agricultural producers with safety net programmes, other feeding programmes at the local and national levels.
- n. Support infrastructure needed by the sector such as access to farm roads and development projects to ensure small-scale farmers increase their productivity and upgrade their market connectivity.

5. Basic Social and Physical Infrastructure

Objective 5: Strengthen basic social and physical infrastructure

Recognizing the fundamental necessity of basic public social and physical infrastructure to facilitate well-being of the population, the Government and its partners shall:

- a. Provide and facilitate equitable/equal access to basic public infrastructure such as water, sanitation and solid waste disposal, electricity, schools, healthcare facilities, housing, roads and other public facilities and services, the minimum of which should be in keeping with the specified social protection floor for Jamaica.
- b. Strengthen existing systems for the care and maintenance of public community infrastructure and promote collective responsibility among users in rural and urban communities.
- c. Facilitate a policy environment that supports the creation of partnerships with private and non-government entities for the provision of public infrastructure facilities and services.
- d. Employ modern technologies to improve the development of, and access to infrastructure.

6. Psycho-social, Cultural, and Normative Advancement

Objective 6: Address psycho-social, cultural and normative influences on poverty

Recognizing the normative influences on poverty and the multi-dimensional response required for poverty reduction, including psycho-social and culturally relevant interventions, the Government and its partners shall:

- a. Support public education thrust to enhance knowledge, promote mind-set change, and strengthen positive values and attitude, while building social capital.
- b. Encourage participatory approaches and social inclusion in community interventions.
- c. Prioritize the delivery of training in citizenship values, positive attitudes and personal responsibility.
- d. Facilitate awareness and delivery of mental health services.
- e. Identify and implement sustainable and effective strategies to socialization as an approach to addressing cultural norms, myths, mind-set and behaviours that perpetuate poverty.
- f. Facilitate capacity building in effective parenting principles and strategies, while providing a supportive environment for parents and families, as necessary.
- g. Identify the needs and create access to basic services for poor and vulnerable.
- h. Promote acquisition of civil identity from birth to death for each citizen through access to pertinent registration and identification processes for public documentation e.g. Birth Certificate, Taxpayer Registration Number, National Insurance Scheme number.
- i. Provide relevant sensitization and training for service providers to enhance positive attitude towards the poor and strengthen skills in transferring hope and influencing positive mind-set, attitude and behaviour change, where required.
- j. Encourage and facilitate positive mentorship and training in soft skills.
- k. Encourage and promote the sharing of positive values, attitudes, cultural practice, knowledge, and coping strategies among the poor, where relevant.
- l. Build and strengthen partnerships for the delivery of psycho-social interventions.

7. Coordination and Institutional Strengthening

Objective 7: Strengthen Coordination and Capacity Building for Poverty Reduction.

Recognizing the importance of a coordinated and systematic approach to impacting, monitoring and supporting poverty reduction interventions, the Government shall ensure the following:

- a. A single locus of institutional responsibility, under an assigned ministry (and/or Agency) remains in place for the issue of poverty reduction.
- b. Informed and responsive mechanisms and instruments for monitoring and measuring poverty within the assigned ministry/agency are adequately resourced.
- c. Evidence-based and responsive mechanisms for measuring poverty are established.
- d. Identification and provision of resources to support institutional strengthening and capacity building of key stakeholders (including NGOs and CBOs) in the area of poverty reduction and social protection.
- e. Development and strengthening of Management Information Systems (MIS) to support monitoring and evaluation capacities across agencies.
- f. Increased use of objective selection mechanisms for targeted programmes.

- g. The use of objective, reliable, accurate and timely data and information to guide programme development and modification.
- h. The maintenance and strengthening of responsive budgeting to support new and existing poverty programmes.
- i. Development and strengthening of mechanisms to support private sector involvement in poverty reduction programmes.
- j. Facilitate a system of coordinating with International Development Partners (IDPs) to direct funding to prioritised poverty reduction programmes.
- k. Facilitate research and best practice modelling for effective adoption of poverty interventions.
- l. Strengthen networking among service partners to drive access to programmes and improve service efficiencies.

4. KEY STAKEHOLDER GROUPS AND THEIR ROLES (POLICY AND PROGRAMME)

In support of an integrative approach to effective service delivery and resource mobilization, the importance of partnerships is underscored. The primary role of key partners is noted in Table 1 below:

Table 1: Partnerships for Poverty Reduction

Partners	Roles
Individuals, Households & Communities	<ul style="list-style-type: none"> • Main partners and beneficiaries of household/individual and community interventions. • Acknowledge and demonstrate personal and collective responsibility. • Partnership for sustainability of outcomes.
Government	<ul style="list-style-type: none"> • Consultatively define legislative/policy/programme priorities and institutional framework, as well as results-based monitoring and evaluation. • Provide and align resources for basic socio-economic services. • Strengthen the technical capacity of MDAs and other relevant partners that serve the poor. • Implement programmes and provide services. • Build, encourage, and maintain partnerships.
NGOs, CBOs, FBOs, PVOs, Civil Society	<ul style="list-style-type: none"> • Support and enhance service provision efforts of the GOJ. • Establish partnership model to support key gaps identified in the policy and programme. • Mobilise communities for participation and provide leadership in identifying and articulating community needs. • Capacity building for project management, financial sustainability and service provision particularly for at risk groups.
Private Sector	<ul style="list-style-type: none"> • Develop, demonstrate, and maintain corporate social responsibility. • Establish public/private partnership model to support key gaps identified in the poverty policy and programme. • Programme support and incentives in crucial areas such as production and wealth-generation skills, technology, training, job creation, social entrepreneurship, research and development, marketing and other technical assistance.
Development Partners	<ul style="list-style-type: none"> • International co-operation and technical assistance for the defined National Policy on Poverty and National Poverty Programme. • Using current mechanisms for IDP coordination, ensure information sharing between GOJ and IDPs, and alignment of IDP and national priorities in order to reduce overlaps, duplication/fragmentation and realise more effective focussing of resources. • Strengthen support to programmes through increased diaspora engagement in pertinent areas. • Contribute to analytical work on important issues using latest data to enhance the effectiveness and relevance of the National Poverty Reduction Programme.
Academia/ Research Institutions/ Think -Tanks	<ul style="list-style-type: none"> • Contribute to the interdisciplinary coordination mechanism for the design and execution of the National Poverty Reduction Programme, including a psychosocial component. • Contribute to analytical work on important issues using latest data to enhance the effectiveness and relevance of the National Poverty Reduction Programme.

5. INSTITUTIONAL AND MONITORING & EVALUATION FRAMEWORKS (POLICY AND PROGRAMME)

This section outlines the broad institutional arrangements and key components of a monitoring and evaluation (M&E) framework. A detailed M&E Plan (inclusive of Action Plan) will be developed for each medium-term.

5.1 Institutional Framework

Best practice approaches suggest the need for a structured process of coordination and monitoring of social policies and programmes. Such coordination will support the work of ministries and agencies involved in the wide range of strategic interventions, without encroaching on the immediate roles and responsibilities of each agency.

Figure 1: Institutional Framework for the Poverty Reduction Programme

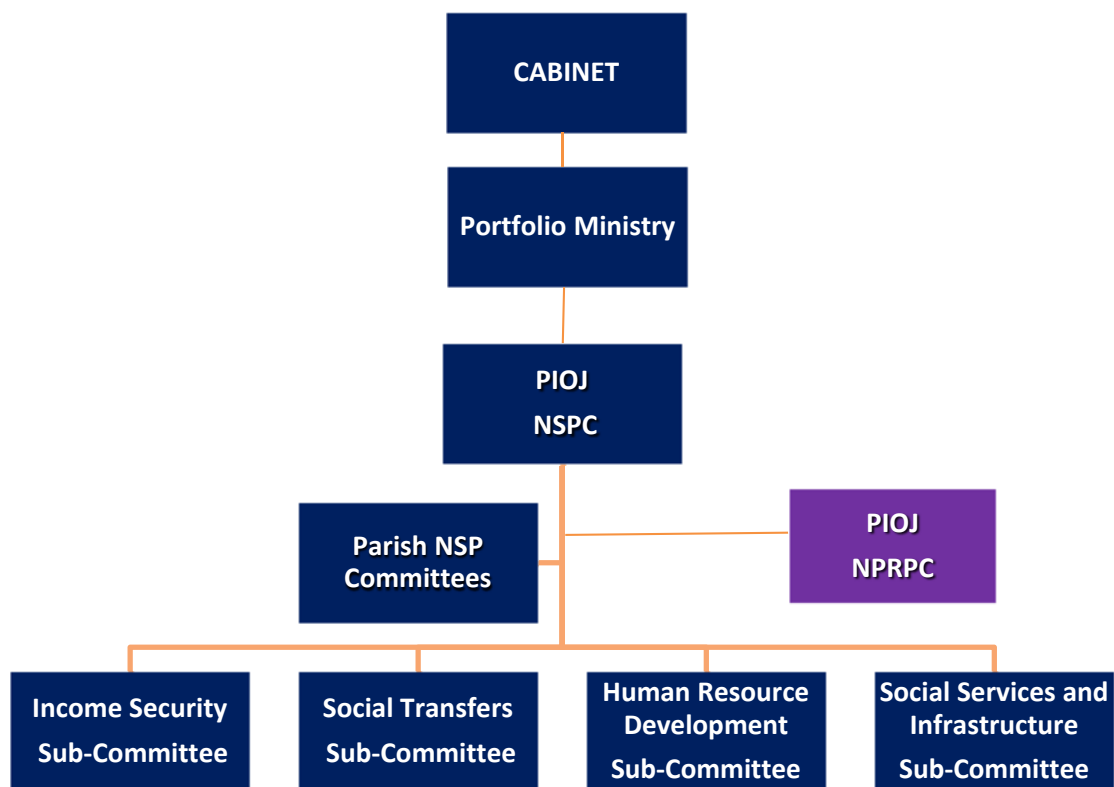


Figure 1 depicts the proposed institutional framework for the National Policy and Programme, which is essentially a linking or merging with the approved institutional framework for the National Social Protection Committee approved for the Social Protection Strategy. This model was proposed, following consultation and further consideration of the institutional arrangement proposed in the Conceptual Framework for the Policy and Programme.

5.1.1 Policy Oversight

The Ministry mandated with national planning has ultimate responsibility and accountability to Cabinet for the implementation of the National Policy on Poverty.

The National Social Protection Committee (NSPC) was convened in 2014, and is the policy oversight structure that supports the social protection system. Chaired by the PIOJ, the NSPC is constituted of multi-sector representation, reflecting the multi-faceted nature of the core issues of social protection. A supportive sub-committee structure provides the opportunity for agency collaboration and networking, and is a forum where synergies can be built in support of social protection outcomes. In the critical linkage to the poverty reduction initiatives, the NSPC will provide policy-related advice and input on issues brought to its attention by the National Poverty Reduction Programme Committee. Upon deliberation, the NSPC may recommend that specific decisions or actions be taken, request the preparation of policy documents, briefs, position papers or other documents for the attention of a Ministry, Department or Agency, or for consideration by Cabinet. While specifics of the implementation of the coordinated National Poverty Reduction Programme will be the remit of the programme implementation committee, the overall policy outcomes and coherence will be the responsibility of the NSPC. Subsequent to the adoption of the National Policy on Poverty, the NSPC will assume responsibility for monitoring its implementation and recommend and guide its review as required.

5.1.2 Programme Coordination and Monitoring Structures

Role of the PRCU:

Formally established December 2013, the Poverty Reduction Coordinating Unit (PRCU) within the Planning Institute of Jamaica will provide technical and secretariat support for the National Poverty Reduction Programme Committee. Recognizing that poverty is a multidimensional and crosscutting development issue, the PRCU therefore supports the work of MDAs, the private sector and NGOs involved in poverty reduction. Appendix 13 outlines considerations that inform the PRCU's functions outlined below.

1. Through a participatory process, develop, monitor and evaluate the Medium-Term Poverty Reduction Programmes, inclusive of a Monitoring and Evaluation Framework.
2. Ensure linkage of the poverty programmes to the strategies of the Vision 2030 Jamaica towards achieving positive poverty reduction outcomes and contributing to the realization of Effective Social Protection.
3. Ensure that the National Poverty Reduction Programme takes account of economic, social and sustainable development parameters, in designing or implementing interventions.
4. Establish a system of accountability whereby monitoring and evaluation of poverty initiatives can be facilitated. This will include the development of a management information system

that encompasses the major poverty initiatives, particularly those having direct influence on private poverty and represented under each medium-term programme.

5. Be a catalyst in strengthening inter-sectoral networks and collaboration for the delivery of programmes. This includes maintaining strong communication linkages with all interest groups, including beneficiary representatives, programme managers, international development partners, Government agencies, and other players. In this regard the Unit will convene the NPRPC, a pertinent inter-sectoral committee, to guide the medium term strategies.
6. Perform technical, managerial and coordination functions for implementation of the National Poverty Reduction Programme. This includes convening and providing administrative support to the National Poverty Reduction Programme Committee (NPRPC).
7. Provide structured and objective approaches to assess and disseminate information on poverty reduction interventions, and monitor and evaluate the overall reach of services and initiatives.
8. Recommend, track and monitor budgetary allocation to poverty reduction programmes and projects towards achieving sustainable outcomes at all levels.
9. Prepare quarterly and annual reports on the status of the National Poverty Reduction Programme to the relevant committees including National Poverty Reduction Programme Committee (NPRPC) and the National Social Protection Committee (NSPC). The PRCU will also prepare annual and ad hoc reports to the Cabinet.
10. Provide technical advice to the GOJ and institutions/organizations involved in poverty reduction to ensure coherence between social, economic and sustainable development policy directions and the National Poverty Policy and Programme.
11. Provide information to guide the allocation of GOJ's resources and cost-effective use for short term, intermediate and long term poverty reduction initiatives to reap measurable and sustainable outcomes.
12. Contribute to the process of policy and legislative changes for the removal of impediments to poverty reduction efforts.
13. In collaboration with the External Cooperation Management Division, and other relevant units of the PIOJ, facilitate synergy and integration to guide development partners in identifying key poverty reduction support areas aligned with the GOJ's priorities.
14. Collaborate with the Policy Research Unit, Social Protection and Gender Unit, and other relevant units and Divisions of the PIOJ to conduct or facilitate relevant research to guide

poverty reduction interventions. This includes advancing the use of social assessment and other methodologies in determining successful outcomes of projects and programmes.

15. Examine best practice and culturally relevant experience in poverty reduction worldwide.

The Role of the NPRPC:

The National Poverty Reduction Programme Committee (NPRPC) will be established as the main body for monitoring the implementation of the policy at the national level. The multi-sectoral committee will be comprised of relevant organizations implementing and supporting the National Poverty Reduction Programme. The composition will be guided by the slate of programmes to be implemented and monitored under each Medium-term Poverty Reduction programme, and as such will be revisited with each cycle. The NPRPC shall consist of programme heads (directors/managers) of Government Ministries Departments and Agencies implementing programmes under the medium term framework, as well as select programme partners from private sector organizations and non-government organizations (NGOs, CBOs and FBOs). The NPRPC will meet on a bi-monthly basis, or more frequently initially. The NPRPC may establish relevant sub-committees, for specific purposes, and invite the occasional participation of non-members as required. The functions of the NPRPC will include, inter alia:

1. Ensuring the timely implementation of the poverty programme work plans in keeping with the Medium Term Poverty Reduction Programme (including Action Plan and M&E Framework).
2. Monitoring implementation progress of the Poverty Reduction Programme.
3. Ensuring programme coherence in keeping with the National Policy on Poverty, *Social Protection Strategy* and other areas of public policy.
4. Identifying areas for collaboration, dialogue and partnerships towards streamlining programme implementation.
5. Facilitate and promote data and information sharing among key stakeholders.
6. Monitor the provision of data and information towards the M&E Framework for the National Poverty Reduction Programme.
7. Provide oversight to the execution of midterm and final evaluation of the medium-term poverty programmes.
8. Identifying policy-level issues to be brought to the attention of the National Social Protection Committee (NSPC), and make recommendations, as may be appropriate.

Local/Parish Level Structures:

The Poverty Reduction Programme will utilize the same local/parish structures for programme implementation and monitoring as those employed by the NSPC.

5.2 Monitoring and Evaluation Framework

The National Policy and Programme will be operationalized through a series of 3-year medium-term national poverty reduction programmes. A detailed Monitoring and Evaluation (M&E) Framework to guide and monitor policy and programme implementation and track programme

outcomes will be developed. The M&E Framework will include a work plan for the medium term programme supported by a results-based monitoring and evaluation Logical Framework.

The M&E framework will identify key indicators, targets, deliverables, responsible partners/actors, and timelines. It will also detail the institutional arrangement for implementation and monitoring, as well as the reporting and communication formats and frequency, inter alia.

6. CONTEXT FOR POVERTY REDUCTION (POLICY AND PROGRAMME)

The National Policy on Poverty and its associated National Poverty Reduction Programme recognizes that successful implementation and sustained poverty reduction will be influenced by a number of factors. These include global, regional and national environments, government priorities and policies, available resources, inter alia. This section underscores the importance of policy coherence, socio-economic linkages, resource mobilization and funding. Potential risks to the policy are also noted.

6.1 Policy Coherence – Linkages with Other Policies, Legislation and Programmes

Public policies aimed at reducing vulnerability to poverty and offering social protection spans over a century and dates back to the Poor Relief Law (1886). The policy tools have evolved from the traditional welfare-driven focus to more targeted human capital development. Of note, post-independence developments include:

- The National Insurance Scheme (NIS) in 1966;
- The National Minimum Wage in 1979;
- The Micro Enterprise Development Agency in 1991 (renamed Micro Investment Development Agency - MIDA);
- The Poverty Eradication Policy and the National Poverty Eradication Programme in 1995;
- Jamaica Drug For The Elderly Programme (JADEP) in 1996;
- National Health Fund Individual Benefits Programme in 2003;
- The *Pensions Act of 2004* which introduced a regulatory framework for public and private pension schemes;
- The Secondary School Fee Cost Sharing Programme in 1994;
- Removal of the user fees for public health care in 2008; and
- The Social Safety Net (SSN) Reforms of the 2000s.

The main achievements of the SSN reform⁹ include:

1. The designation by Cabinet of the Ministry of Labour and Social Security (MLSS) as the central welfare focal point.
2. Introduction of PATH in 2002 to consolidate the Outdoor Poor Relief, Food Stamps and Public Assistance programmes.
3. Development of the Beneficiary Identification System (BIS) as a transparent and objective screening mechanism used for PATH.
4. A central PATH database established by the MLSS.

⁹ Characteristics prior to 2000 include several unrelated programmes, no central database of beneficiaries, varied assessment mechanisms, subjective unscientific assessments, duplication of efforts, lack of transparency, inefficient use of resources, high overheads, dated legislation (1886) and varied/inadequate welfare payments.

5. A Benefits Review Mechanism (BRM) to maintain real value of benefit levels instituted.
6. The commencement of the process to draft a National Assistance Bill to modernize the legislative framework.

The overarching policy environment consists of the *Vision 2030 Jamaica – National Development Plan*; *Vision 2030 Jamaica Poverty Reduction Strategic Plan*; the *Medium Term Socio-Economic Policy Framework*; *Agenda 2030* and the *Social Protection Strategy* (2014). The Government of Jamaica’s macroeconomic framework the *Growth Inducement Strategy* (2011), the four-year International Monetary Fund programme agreed in 2013 and the follow-on Stand-by Agreement which commenced in 2016; and the Economic Growth Council’s Call-to-Action (2016) have been brought to bear.

Vision 2030 Jamaica is the country’s first long term social and economic policy framework. *Vision 2030 Jamaica* has four interrelated goals directly relevant to poverty reduction:

1. GOAL 1: Jamaicans are empowered to achieve their fullest potential
2. GOAL 2: The Jamaican society is secure, cohesive and just
3. GOAL 3: Jamaica’s economy is prosperous
4. GOAL 4: Jamaica has a healthy natural environment

Vision 2030 Jamaica, and its *Poverty Reduction Strategic Plan*, seeks to reduce poverty to ≤ 10 per cent by 2030 through improved human capabilities and opportunities to find sustainable livelihoods (Table 1). The establishment of the PRCU is a specific action from the *Medium Term Socio-Economic Policy Framework (MTF 2012-2015)* necessary to coordinate national poverty reduction through participatory processes. The MTF (2012-2015) has 4 themes: Development and Protection of Human Capital; National Security and Justice; Economic Stability, Competitiveness and Employment; and Environmental Resilience and Climate Change Response. The MTF themes are aligned to 8 of the 15 National Outcomes, under 4 National Goals of *Vision 2030 Jamaica*. The MTF has 8 prioritized national outcomes: A Healthy and Stable Population; World Class Education and Training; Effective Social Protection; Security and Safety; Effective Governance; A Stable Macro-economy; An Enabling Business Environment; and Hazard Risk Reduction and Adaptation to Climate Change. The 29 Sector Plans under *Vision 2030 Jamaica* also contain relevant strategies, supportive of poverty reduction outcomes. Table 2 shows the indicators and targets aligned to *Vision 2030 Jamaica* that are relevant to poverty reduction.

Table 2: Poverty Reduction Indicators and Targets

Indicators	Baseline	Actual				Targets		
	2007	2009	2010	2012	2012	2015	2018	2030
National Poverty Rate (prevalence) (per cent)	9.9	16.5	17.6	19.9	12.1			≤10
Percentage of children in quintile 1 receiving PATH benefits (per cent) ⁽¹⁾	65.8	68.2	72	82.3		80	85	
Percentage of PATH beneficiaries in consumption quintiles 1 and 2 (per cent) ⁽¹⁾	75	66.5	67.1	61.7		65	69	

Source: MTF (2015-2018). **Note :**⁽¹⁾ Targets for these indicators are provisional.

Note: The Jamaica Survey of Living Conditions (JSLC) 2013 and 2014 are being prepared. The targets for the national poverty rate for 2015 and 2018 will be finalized once these reports are completed.

Poverty reduction is a cross-cutting issue of the *Social Protection Strategy* (SPS 2014). The overall strategy statement on poverty reduction presented in the SPS is to “Promote the attainment of living standards of persons or households above levels that are considered as being in poverty based on accepted national criteria” (SPS May, 2014, 88). The SPS promotes state policies geared at prevention, promotion, mitigation, protection and transformation. The social protection system provides a social safety net within the Social Protection Floor from conception to the elderly life stage. Health, education, labour market, housing, food security, and the natural environment anchor the system from which elements of the Social Protection Floor are derived to enable basic income security and basic social services. The SPS has clear synergy with the Vision 2030 Jamaica Poverty Reduction Strategic Plan where the outcomes and associated strategies are concerned. The strategies include:

- “Equitable access to basic goods and services” – focus on access of the poor to quality services;
- “Responsive public policy in place” – sensitivity to the needs of the poor e.g. minimum wage and asset formation;
- “Economic opportunities for sustainable livelihoods created and/or expanded” – focus on human capital development and decent employment for the poor; and
- “Social inclusion of the poor promoted” – in governance, justice and decision making (SPS May, 2014, 88).

The *Growth-Inducement Strategy* (GIS 2011) and the IMF Extended Fund Facility Agreement (2013) incorporate social protection and social sector spending as critical enablers of economic growth in the short and medium term. The unmet GIS (2011) growth projection and poverty reduction targets¹⁰ provide an opportunity for revision in light of a National Policy on Poverty and Poverty Reduction Programme. The policy and programme will benefit from the improved

¹⁰ With a baseline scenario of 2.1% real growth, the poverty rate in 2011 was “projected to be in the range of 16.5% -18.1%, representing a decline of 2.0 - 2.2 percentage points, compared with 2010” (GIS 2011, 16). The projected growth however did not occur and poverty prevalence has increased steadily since 2008 to 19.9% in 2012. The GIS further forecasts, “higher growth rates are projected to further reduce poverty rates to a range of 14.8%-16.4% (assuming a 3.7% growth rate) and 12.4% - 14.6% (assuming a 5.2% growth rate)” (GIS 2011, 17).

long term competitiveness of the economy despite potential short-term negative impact on poverty.

Beyond the *Poor Relief Act, 1886* and overarching policy context outlined, there is absence of legislative support for diverse poverty related programme offerings and a locus of institutional responsibility for poverty since the termination of the NPEP (1995/1996) in 2007/2008. Notwithstanding, the tenets of the *National Policy on Poverty* are closely aligned with several existing policies in areas of education, family support, health, nutrition, migration and recognized vulnerabilities in relation to gender, children, the youth, elderly and persons with disabilities as examples (Table 3).

In addition to the policies presented in Table 3, other supportive policies in draft or being drafted include the

- Agricultural Land Use Policy;
- Draft Youth in Agriculture Policy;
- Craft Policy;
- Compulsory Education Policy;
- Safe Schools Policy;
- Special Education Policy;
- National Lifelong Learning Policy;
- National Housing Policy;
- National Squatter Management Policy;
- National Infant and Young Child Feeding Policy;
- National School Feeding Policy;
- National Fisheries and Aquaculture Policy;
- Foreign Trade Policy;
- Jamaica Hazard Mitigation Policy;
- National Water Policy and
- Diaspora Policy.

Existing legislation such as the *Education Act 1965*, *Employment (Equal Pay for Men and Women) Act 1975*, *Minimum Wage Act 1938*, *Housing Act 1969*, *Human Employment and Resource Training Act 1982*, *Public Health Act 1985*, *Child Care and Protection Act 2004* and *Pensions Act 1976* provide an environment conducive to poverty reduction efforts (Table 3).

The GOJ is also a signatory to international agreements which affirm the development of human capacities necessary to counter the antecedents of poverty. The International Covenant on Economic, Social and Cultural Rights; Convention on the Elimination of all Forms of Discrimination Against Women; Convention on the Rights of the Child; Convention on the Rights of Persons with Disabilities; the Millennium Development Goals; the 2030 Agenda on Sustainable Development Goals are indicative (Box 1). The *National Policy on Poverty*, therefore seeks to strategically marshal Jamaica's international agreements, legislative and policy commitments into comprehensive statements of priority national efforts towards sustainable poverty reduction for ultimate eradication.

Table 3: Select Policies, Legislations and International Agreements

POLICIES/ STRATEGIES	ECONOMIC: Micro, Small and Medium-sized Enterprises (MSME) Policy (2013); Public Sector Pension Reform Policy (tabled 2013); and Medium-Term Strategic Priorities of the Government (Cabinet Decision No. 32/16), Financial Inclusion Strategy (2016-2020), Economic Growth Council’s Call to Action (2016), Community-based Tourism Policy and Strategy (2015)
	EDUCATION: Competence-Based Transition Policy (2009) and National Policy on Reintegration of School-Aged Mothers into the Formal School System (2013) National Education Strategic Plan: 2011-2020, Education: The Way Upward (2001)
	FAMILY: National Parenting Support Policy (2010)
	GOVERNANCE: Local Government Policy (1993) Local Government Reform Policy (2003)
	POPULATION AND HEALTH: Ministry of Health Strategic Business Plan (2015-2018); National Population Policy (1995); Drugs for the Elderly Policy (1996); National Policy for the Promotion of Healthy Lifestyles in Jamaica (2004); and National Policy and Plan of Action on International Migration and Development (2015); National Integrated Strategic Plan on Sexual and Reproductive Health and HIV (2014-2019), National Identification System Policy (2016).
	LAND/INFRASTRUCTURE: National Land Policy of Jamaica (1997)
	NUTRITION: National Infant Feeding Policy (1995); National Food and Nutrition Security Policy (2013) and Food Safety Policy (2013)
	VULNERABLE GROUPS: National Policy on Children (1997); National Policy for Senior Citizens (1997); National Policy for Persons with Disabilities (2000); National Youth Policy (2004) and National Policy for Gender Equality (2011).
	SOCIAL PROTECTION: Jamaica Social Protection Strategy (2014)
	SAFETY AND SECURITY: National Security Policy (2013)
	SUSTAINABLE DEVELOPMENT: Climate Change Policy Framework and Action Plan (2015), Hazard Risk Reduction Policy (2005)
	LEGISLATION
INTERNATIONAL AGREEMENTS	Employment Policy Convention (1975); International Covenant on Economic, Social and Cultural Rights (1976); Convention on the Elimination of all Forms of Discrimination Against Women (1981); Convention on the Rights of the Child (1990); Convention on the Rights of Persons with Disabilities (2007); the Millennium Development Goals (2000-2015); 2030 Agenda on Sustainable Development (2015); International Conference on Population and Development (1994); and ILO Decent Work Agenda; Samoa Pathway (2014); World Summit for Social Development: Declaration and Programme of Action (1995).

Box 1: Select Goals and Targets – 2030 Agenda on Sustainable Development

Proposed Goal 1 – End poverty in all its forms everywhere

Proposed Target 1.1 – By 2030, eradicate extreme poverty for all people everywhere, currently measured as people living on less than US\$1.25 a day.

Proposed Target 1.2 – By 2030, reduce at least by half the proportion of men, women and children of all ages living in poverty in all its dimensions according to national definitions.

Proposed Target 1.3 – Implement nationally appropriate social protection systems and measures for all, including floors, and by 2030 achieve substantial coverage of the poor and the vulnerable.

Proposed Target 1.4 – By 2030 ensure that all men and women, particularly the poor and the vulnerable, have equal rights to economic resources, as well as access to basic services, ownership, and control over land and other forms of property, inheritance, natural resources, appropriate new technology, and financial services including microfinance.

Proposed Target 1.5 – By 2030 build the resilience of the poor and those in vulnerable situations and reduce their exposure and vulnerability to climate-related extreme events and other economic, social and environmental shocks and disasters.

Proposed Target 1.a – Ensure significant mobilization of resources from a variety of sources, including through enhanced development cooperation to provide adequate and predictable means for developing countries, in particular LCDs, to implement programmes and policies to end poverty in all its dimensions.

Proposed Target 1.b – Create sound policy frameworks, at national, regional and international levels, based on pro-poor and gender-sensitive development strategies to support accelerated investments in poverty eradication actions.

Proposed Goal 2 – End hunger, achieve food security and improved nutrition and promote sustainable agriculture

Proposed Target 2.1 – By 2030 end hunger and ensure access by all people, in particular the poor and people in vulnerable situations including infants, to safe, nutritious and sufficient food all year round.

Proposed Target 2.2 – By 2030 end all forms of malnutrition, including achieving by 2025 the internationally agreed targets on stunting and wasting in children under five years of age, and address the nutritional needs of adolescent girls, pregnant and lactating women, and older persons.

Source: 2030 Agenda on Sustainable Development Goals: Government of Jamaica National Outcome Document (2015)

6.2 Economic Context

Global data and experience have shown that poverty reduction results from a strategic and concerted set of efforts that focus attention on the enabling environment for economic growth, employment and income creation. This Policy document underscores the significant influence and impact that the macro-economy will have on the success of poverty initiatives, a lesson that Jamaica's economic history has reinforced in the past decades. As outlined in the Situation Analysis, growth rates of Gross Domestic Product have been stymied by the country's exposure to international shocks such as oil price rises and the global recession, which have negatively affected several industries including Mining & Quarrying, Construction and Manufacture. These, in addition to the impact of disasters caused by natural hazards, have created severe challenges which adversely impact the country's efforts to attain sustained levels of economic growth. The results have been unfavourable to employment and productivity, and have impacted the incomes and circumstances of many vulnerable households.

The National Policy on Poverty therefore recognizes that there are several economic imperatives that will factor into sustainable achievements in poverty reduction, arising from the fact that economic growth is necessary for improved outcomes. These will include:

1. Economic growth and equitable distribution
2. Achieving and maintaining low inflation rates
3. Reducing the economic dependency ratio
4. Increasing productivity, job creation and protection from unemployment
5. Minimizing and mitigating negative impacts of crises and external shocks nationally, and on the most vulnerable that could impact poverty reduction gains.

6.3 Social Context

The Social Context for poverty reduction and the eradication of hunger is multi-dimensional, requiring careful attention to several key dynamics. Many of these dynamics are spawned by the prevailing challenges of the economic context, while others arise from historical and cultural impacts. Included in the social context are: High levels of unemployment of youth and females; impact of crime on social interaction and economic activity; insufficient employment opportunities being generated; low educational attainment and skill levels; weak social capital and cultural barriers that resist poverty reduction interventions.

The National Policy on Poverty therefore recognizes that these and other social factors will have a bearing on the sustainable achievements of poverty reduction outcomes. Steps should therefore be taken to, inter alia:

1. Address the root causes of crime and its impact on social interaction and economic activity at the community and national levels.
2. Address systemic issues that perpetuate low educational attainment and skill levels.
3. Build social capital and address cultural barriers.

6.4 Lessons Learned

Lessons learned from experiences gained both locally and internationally informed the Policy and Programme. These experiences provided insight for programme development and exposure to best practices which are suitably modified and adapted to the local context. The section below lists key lessons learned from national and international contexts.

6.4.1 National Poverty Eradication Programme.

There have been several lessons learnt from Jamaica's experience with the development, implementation, and coordination of the National Poverty Eradication Programme (NPEP). An evaluation of the NPEP indicated the following, inter alia:

- a. Mechanisms for management and implementation of poverty coordination processes should be adequately discussed with stakeholders.
- b. A direct link between poverty and sustainable growth in a climate of economic challenges is needed.
- c. Coherence in programming and reporting is critical for programme implementers.
- d. The coordinating entity should adequately perform its designated role.
- e. The institutional arrangement for monitoring the national programme should not be complex, duplicative, or lacking in the ability to make important decisions. This could lead to a lack of support on the part of implementing entities.

6.4.2 International and Regional Best Practice

The National Poverty Reduction Programme is informed by international and regional best practice in programming and approaches. Through study tours and other knowledge-gathering activities, there have been several lessons learnt that are relevant to the Jamaican context. Approaches to poverty reduction and programming have been adopted from several countries including Brazil, Chile, Peru, Canada, United States of America, Ecuador, the Republic of South Korea, and Singapore. In general, there have been insights on, inter alia:

- a. challenges related to policy and programme coherence;
- b. changes in thinking, approaches, and practice;
- c. how specific programmes (including Cash Transfer Programmes) can empower individuals and households;
- d. institutional arrangements for poverty reduction;

The following are among the key lessons learned¹¹:

1. The importance of macroeconomic growth as the context for sustaining poverty reduction efforts is underscored. In particular, employment becomes critical in securing incomes for an adequate standard of living.
2. Robust data and information systems to guide policy and programmes are critical. Timely and effective use of data and information systems are also essential to informing the development, monitoring and evaluation of programmes.

¹¹ An extended list of lessons learnt is located in Appendix 14.

3. Legislation is needed to support and protect poverty reduction and social protection base rights guaranteed to citizens. This ensures a high level of continuity and sustainability in the implementation programmes.
4. Results-based management and performance budgeting enhance responsive public policy.
5. Programme budget support must be adequate at the different points of implementation; otherwise the overall outcome is likely to be compromised.
6. While countries recognize the need for poverty alleviation programmes, the goal is to limit the continuing scope of these programmes to the poorest, while empowering labour participation and improved incomes for the majority. Significant focus should be placed on building the resilience of families, including building their capacity for income generation and linking them to employment.
7. Services should not necessarily be targeted to the poor as the primary means of combating poverty. There should be a general improvement in services, with greater access created for the poor.
8. Effective multi-sectoral collaboration is critical. A clearly defined role for each group of stakeholders and a facilitated mechanism for collaboration and reporting are required.
9. A gender-responsive approach to programming and interventions is important. Empowerment and productive inclusion of women in households is important for addressing poverty.
10. Youth inclusion and development is critical. Youth entrepreneurship, particularly in rural areas, is encouraged.
11. Interventions should be guided by urban and rural dynamics. Rural development is central to addressing poverty.
12. Local level institutions and governance structures have an important role to play.
13. Food security is an important element for poverty reduction programmes.
14. Mainstreaming and addressing the needs of persons with disabilities and other vulnerable groups are important.

6.5 Resource Mobilization and Funding

Maintenance of financing for core poverty reduction initiatives identified in the National Poverty Reduction Programmes is critical for the successful implementation of the National Poverty Reduction Programme and the realization of positive outcomes. The mobilization of adequate and sustained resources and financing to programmes as well as the coordinating mechanism is essential. Resources include human resources, infrastructure, systems, and financial input to programmes and activities.

The financing of the National Policy on Poverty and National Poverty Reduction Programme will be primarily through budgetary allocations to relevant MDAs. Allocations for poverty-related programmes and interventions are currently included in the budgets of several MDAs. The GOJ commits to maintaining and protecting the budgetary allocations and subventions to MDAs and NGOs that are implementing components of the National Poverty Reduction Programme. The programmes, projects, and interventions highlighted in the first Medium-Term Poverty Reduction Programme (Section 5.3, Table 2) will be given priority over the next three

years. For the targets highlighted in Table 2, a total of \$26.9 billion was allocated by the government to select poverty-related programmes in the Financial Year (FY) 2015/2016.

Additional resources towards poverty reduction programming will be allocated to the Poverty Reduction Coordinating Unit (PRCU) of the Planning Institute of Jamaica, primarily to support coordination and institutional strengthening. The Ministry with responsibility for Planning will maintain overall responsibility for budget support to the Policy and Programme.

The role of non-government entities in funding poverty programmes remains pertinent and critical. This includes International Development Partners (IDPs), NGOs, CBOs, FBOs, Private Sector companies, and individuals and volunteers. Funding decisions by these external partners will be guided by the priorities outlined in each rolling medium term poverty reduction programme.

The Policy also recognizes that poverty reduction is situated within the wider context of social protection, and makes reference to the Financing Strategies outlined in the *Jamaica Social Protection Strategy* document (Chapter V). These include, inter alia:

1. Improving collection of outstanding taxes (including local property taxes)
2. Tax reforms
3. Imposing fines for breaches of environmental protection laws and regulations
4. Maximising access to grant funding
5. Building strong and sustainable partnerships with non-state sectors (NGOs, private sector, FBOs and CBOs)
6. Increased prioritization of social protection (and Poverty Reduction) in the allocation of state resources, particularly in respect of the Social Protection Floor.

To maximize funding and budget efficiency, strong Monitoring and Evaluation frameworks must be in place for programmes and interventions comprising the National Poverty Reduction Programme. This will ensure that programme outcomes are tracked and evaluated, and adequate resources are allocated to support implementation.

The technical and financial resources made available to the government through international development partners continues to be significant in effecting projects and programmes for social protection. The experience of the last decade provides examples of valuable partnerships that have supported programme design and implementation, as well as research and institutional strengthening. These resources remain relevant to the poverty programmes, as in many instances they provide or afford the opportunity for greater levels of research, best practice observation and modelling, and technical input into programme definition and monitoring. Government efforts will be on securing sustainable sources of funding that counterpart efforts and responsibilities can be scaled up, expanded or maintained in the event that external resources are no longer available.

6.6 Risks to Policy/Programme Success and Considerations for Mitigation

1. **Economic Constraints:** Any restrictions and factors affecting economic growth can impact negatively on the overall context in which the National Poverty Reduction Programme is being implemented. Slow or negative growth will have an impact on availability of jobs, household consumption, programme budgets, fiscal space, inter alia.

The National Policy and Programme are aligned with the Medium-Term Strategic Priorities of the Government (Cabinet Decision No. 32/16) inclusive of sustainable economic growth and job creation, human capital development and social protection, as well as the recommendations of the Economic Growth Council (Call-To-Action) to improve access to finance, build human capital, stimulate greater asset utilization, catalyse the implementation of strategic projects, pursue bureaucratic reform to improve the business environment and improve citizen security and public safety. The current economic direction is anticipated to achieve growth in the medium term, enhance production and productivity through the aforementioned actions.

2. **Lack of Political Will:** Government administrations need to continue to see merit in the coordination and implementation of the National Poverty Reduction Programme, and consequently provide the necessary support and resources to facilitate successful implementation. The absence of political will and buy-in could lead to shift in policy focus, inadequate support and discontinuation of major programmes and initiatives.

The National Policy and Programme has received bi-partisan support, being endorsed by both political administrations, during its development process. It is also an expansion to strategies on poverty reduction under Vision 2030 Jamaica, which has been endorsed and supported by both political administrations. As a National Policy, it represents the direction and course of action of the government with respect to poverty reduction. It is anticipated that through continued engagement with the political directorate, the issue of poverty reduction and this national policy will remain a priority through successive administrations.

3. **Limited Buy-in and Resistance to Monitoring and Coordination:** It is important that major stakeholders are on-board from the Policy/Programme development stage to facilitate ownership and commitment to policy direction, principles, goal, objective and strategies. Their identification, understanding and acceptance of their role is critical. Stakeholders must also understand the value of coordination, monitoring and evaluation to the success of their programmes and the National Programme overall.

The development of the national policy and programme employed a participatory multi stakeholder approach to promote buy-in from its initial stages, from key MDAs that will be involved in programme implementation. The participatory nature of the monitoring and coordination framework is anticipated to result in cooperation among key stakeholders in programme delivery. The necessity of defined protocols of operations to guide the implementation of the national programme is acknowledged. With respect to monitoring and reporting mechanisms, the approach to coordination embraces existing systems and

mechanisms through which this may be achieved to avoid onerous requirements on key partners.

4. **Resistance to Change:** The implementation of the National Poverty Reduction Programme will have implications for change at all levels. At the individual/household level, for example, programme beneficiaries must be willing to take up opportunities for training and be motivated to adapt to new environments and take on new challenges. At the community level, communities must be willing to change norms and cultural practices that go against what the policy/programme is attempting to achieve. At the national level, Government organizations must be willing to work closer with other MDAs and non-government entities in a joined-up manner that might be outside the usual way of operating.

An effective and consistent communication strategy targeting beneficiaries and communities engaged in the national programme will be required. Issues of access influencing uptake of specific programmes must be continuously identified and addressed, with participatory approaches adopted where relevant and appropriate. Established protocols of operations guiding all stakeholders in the implementation of the national programme will be critical.

5. **Weakness in Supporting Social Sectors:** Due to the multi-dimensional approach to poverty reduction, underperformance, limited access, and poor quality of certain social services are likely to negatively affect programme outcomes should these weaknesses present themselves. Sectors include education and training, health, agriculture, social security, water, housing, climate change, national security and local government. These sectors will be required to provide the environment to support and maintain poverty reduction efforts.

Strengthening the monitoring and coordination systems emphasizing learning and capacity building will be critical to bolstering the institutional capacities for poverty reduction efforts. Networking and collaboration in implementation as well as adequate budgetary support to key programmes and strengthened systems of accountability are anticipated to enhance the effectiveness in delivery of programmes within these sectors. Advocacy and evidence-based outcomes will be required to strengthen the case for adequate resourcing of programmes and sectors aligned to the National Poverty Reduction Programme.

6. **Repeated and Compounded Hazard Impact:** Notable and persistent natural hazards (including drought, hurricane, floods, and fire) will threaten quality of life, sustainable livelihoods - particularly those dependent on Agriculture, Forestry and Fishery. These also have adverse effects on the economy stemming from a slowdown of activities, and are likely to result in diversion of budget resource from development to recovery.

The Climate Change Policy Framework and Action Plan (2013) outlines measures to mitigate the impacts of natural hazards and provisions for disaster risk financing in relevant areas such as the agriculture sector. The adoption of new technologies in vulnerable sectors will be critical to mitigating these risks, as well as adaptation strategies and programmes emanating from the Framework.

7. THE NATIONAL POVERTY REDUCTION PROGRAMME, 2030

7.1 Poverty Reduction Programme Parameters

The National Poverty Reduction Programme is directly linked to and influenced by the National Policy on Poverty. The Programme is long-term, in keeping with Vision 2030 Jamaica, and will also be implemented and monitored over a 3-4 year medium-term cycle. Detailed medium-term poverty reduction programmes will be developed in line with the Vision 2030 Jamaica MTF. Defined criteria for interventions to be included in the National Poverty Reduction Programme will be developed. The interventions will be subject to periodic monitoring and evaluative performance review. Performance signals programme effectiveness, responsiveness and appropriateness. This will have implications for budgets and programme review and inclusion in the next poverty programme cycle.

Strategic programming priorities identified as critical for policy implementation employs preventive, promotive, mitigative, protective, and transformative interventions (SPS 2014). Anchored within the macro-economic framework of Jamaica's Growth Inducement Strategy, the Social Protection Strategy, Vision 2030 Jamaica, the national commitments under the Agenda 2030 Sustainable Development Goals, the commitment embodied in this National Policy on Poverty, inter alia, the Poverty Reduction Programme will consist of the synchronization of existing poverty-related programmes to effectively use available resources and capacities. It will also introduce new initiatives to address poverty-related programming gaps and/or weaknesses for the optimal benefit of the poor.

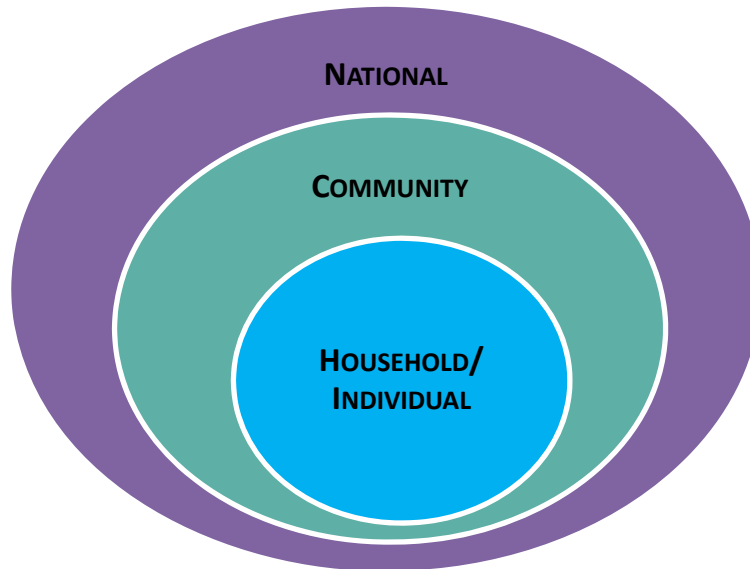
This section outlines programme levels and priorities, the broad target groups (using a life-cycle approach), as well as the role of partners/stakeholders. An overview of the poverty situation along the life cycle provides the context for the wide range of interventions that a poverty reduction programme must address across various age-groups and over time.

7.2 Programme Levels and Priorities

The *National Poverty Reduction Programme* embodies the commitments made by Government in the fight to eradicate extreme poverty and reduce absolute poverty, within the framework of the *Vision 2030 Jamaica – National Development Plan*. In this regard, the programme will address poverty at three levels (Figure 2):

- i) Household/Individual
- ii) Community
- iii) National

Figure 2: Programme Levels



The following are the general programme areas to be addressed and the broad target groups under the National Poverty Reduction Programme.

Level One (1): Household/Individual

Poverty is measured using household consumption. The principal focus of poverty reduction must therefore address the determinants of poverty at the household level for the long term. This requires a sustainable combination of initiatives to facilitate the productive inclusion of poor individuals and households through building/strengthening personal assets. Best practice application and gap correction requires efficient targeting in the context of fragmented service provisions. At this level the programme will therefore enable the empowerment of individuals and households through livelihood creation and human capital formation, to build the resilience of household members and address vulnerability issues.

Programming Priorities:

The National Poverty Reduction Programme will address poverty at the household/individual level through a slate of interventions focused on: meeting basic needs, economic empowerment, addressing psycho-social, cultural and normative challenges, and providing opportunities for human capital development and livelihood creation.

Level Two (2): Community

While poverty is currently measured by individual/household consumption, location correlates with the prevalence of poverty. Poverty data by region and parish (Table 1; Appendix 2) as well as the Consumption Based Map and the Unsatisfied Basic Needs Map reveal the geo-spatial characteristics of poverty in Jamaica. Spatial features of poverty also overlap with crime and

violence particularly in urban areas in Kingston and St. Andrew (Moser and Holland 1997). Further, the poor are often found in areas susceptible to environmental shocks and stresses (PIOJ 2007, 3). Community driven poverty reduction strategic priorities will therefore facilitate localised responses to localised problems. Addressing current community-led initiatives will add value to a revamped poverty reduction focus through making interventions more sustainable; re-apportioning public/private poverty focus to strengthen multifaceted programmes with wealth and skills creation beyond basic public infrastructure; targeted funding and capacity building of CBOs; forming strategic partnerships for sustainability; and strengthening monitoring and evaluation (Moncrieffe 2013; Arcadis 2005; Gayle-Geddes *et al.* 2012; Mclean and Blake Lobban 2009; Henry-Lee 2001).

Programming Priorities:

Focus will be placed on building community infrastructure (physical, social and economic) to address poverty needs and create greater opportunities for improving standards of living and creating an enabling environment. Improving infrastructure for enhancing sustainable livelihoods, and addressing risk and resilience considerations in the context of environmental protection are imperative. Special emphasis will be placed on addressing the unique needs of poor and vulnerable rural and urban communities. The development and strengthening of community-based and other social organizations will be important to the effectiveness of the Poverty Reduction Programme at the community level.

Level Three (3): National

At the national level, the Government guides the prioritization, resource mobilization, effective coordination, monitoring and evaluation and institutional support to relevant organizations implementing and supporting the National Poverty Reduction Programme.

Programming Priorities:

The provision of technical support for institutional strengthening and effective management, monitoring and evaluation of the national (and sub-national) poverty reduction programming, research, resource mobilization and allocation, are prioritized at this level. The strengthening of key organizations to support the coordination and implementation of the Poverty Reduction Programme will be imperative.

Knowledge and capacity building for MDAs and NGOs to facilitate sustainable poverty reduction outcomes will also be a key area for partnerships. This will have implications for improved effectiveness of programme management and programme outcomes.

8. FIRST MEDIUM-TERM POVERTY REDUCTION PROGRAMME

The Medium-term Poverty Reduction Programme, will focus on empowering poor and vulnerable individuals while addressing extreme poverty, and psychosocial advancement, through a mix of household and community (both rural and urban) interventions. While the National Poverty Reduction Programme recognizes the complexity of the issue and underscores the need for a wide range of interventions for a wide range of stakeholders, the medium-term programme will take a more selective and targeted approach. The targeted nature of the programme will include focusing on specific groups, and administering a slate of critical interventions. The programme will seek to reach, in the first instance, the extreme (food poor) in an effort to eradicate extreme hunger and poverty. Secondly, the programme will seek to build and strengthen the productive and earning capacity of the working-age population. The working-age population is the productive base of the family and economy, and as such, is a primary target group for affecting consumption. As indicated in the Situational Analysis, there is a need to strengthen the economic resilience of not only the structural poor, but also the vulnerable (or transient poor) which represent those consuming within 10 per cent above the poverty line (JSLC 2012). This group is typically susceptible to external shocks that easily reduce their overall consumption.

The programme scope has been determined based on data and information, government priorities and policy focus, regional and international best practice, consultation with a wide range of stakeholders, and lessons learnt. A description of the programme is presented in the following section.

8.1 Specific Target Groups

The first Medium-term Poverty Reduction Programme will include two broad sets of interventions. The first set of interventions will target those who are in extreme poverty and need, aligned to Goal 1 of the National Policy on Poverty and Goal 1 of the 2030 Agenda on Sustainable Development. The second set of interventions will target those requiring economic empowerment and human capital development, aligned with Goal 2. The medium-term programme will also focus on psychosocial development of key stakeholders, building capacity of key organizations providing service to the poor and vulnerable, and improving community infrastructure in rural and urban areas. The extent to which individuals, households and communities are impacted by poverty and related socio-economic factors, as indicated by poverty trends and most recent available data (see Situational Analysis, Appendix 2), along with the following criteria has influenced the focus on specific target groups for the first poverty reduction programme:

Criteria for Selecting Specific Target Groups:

1. Extent to which the individuals/groups are impacted by poverty.
2. The multiplier effect on consumption of addressing the socio-economic needs of the individuals or group/s.
3. Policy convergence, government priority and commitment.

4. Integrated and multi-dimensional approach to poverty reduction policy and programme, for sustainable outcomes.
5. Direct impact on household consumption.
6. Ability to mitigate and break the inter-generational cycle of poverty.
7. Gender considerations.
8. Stakeholder feedback and consensus.

The specific target groups for intervention under each programme area in the first medium-term Poverty Programme are presented below.

8.2 Key Strategic Interventions by Target Group

PROGRAMME AREA 1: ADDRESSING EXTREME POVERTY AND BASIC NEEDS

Related Policy Objectives:

Objective 1: Strengthen social safety nets to address extreme poverty-induced deprivations (including hunger)

Objective 4: Enhance food and nutrition security of the poor.

Target Groups:

To address extreme poverty and basic needs, the medium term poverty reduction programme targets persons who are more likely to lack basic needs because of their specific vulnerabilities and risks related to poor health status, low educational outcomes, unemployment and lack of support systems. The target group listed below was selected based on their living conditions and inability to provide basic needs, and in the case of pregnant and lactating women, to ensure adequate nutrition for young children as part of the strategy for breaking the inter-generational cycle of poverty.

- I) Destitute/Vulnerable Persons
- II) Persons Facing Food Poverty (including children and the elderly)
- III) Persons with Disabilities
- IV) Pregnant and Lactating Women

Key Strategies:

1. Design and implement appropriate programmes, mechanisms and facilities to ensure the availability, accessibility, safety, and stability of sufficient food supply for the extreme/food poor (food insecure) across the life cycle.
2. Formulate programmes to detect, prevent and mitigate malnutrition caused by inadequate intake of food.
3. Ensure the availability of emergency food stocks for time periods in keeping with the National Food and Nutrition Security Targets for emergency recovery and relief;

4. Institutional strengthening, integration and expanded coverage, reach and efficacy of the National School Feeding Programme from the early childhood to secondary levels in keeping with nutritional guidelines to ensure equity, adequacy and accessibility.
5. Ensure that basic amenities, public services and facilities are accessible to the poor, whether by means of targeted or universal interventions.
6. Provide social transfers in the form of cash or kind to support the poorest (individuals or families) identified through appropriate screening mechanisms.
7. Facilitate institutional care as required, for the infirm, indigent or homeless, to ensure that the basic needs of the most vulnerable are met.
8. Ensure programmes and interventions are in place to adequately respond to the needs of the temporary poor.
9. While meeting basic needs, support holistic development through promoting income security, human capital development and independence.

PROGRAMME AREA 2: ECONOMIC EMPOWERMENT AND HUMAN CAPITAL DEVELOPMENT

Related Policy Objectives:

Objective 2: Promote and expand human capital development among the poor and vulnerable (including children and persons with disabilities).

Objective3: To enhance livelihood creation and income security among the poor and vulnerable

Target Groups:

Economic empowerment and human capital development are critical to the sustainability of poverty reduction efforts to enable the transitioning out of, and breaking the intergenerational cycle of poverty. Low educational attainment levels, low income earning capability, inability to access basic social services, lack of economic opportunities leading to underemployment, unemployment and low wage employment, are determinants of poverty in Jamaica. The medium term framework will therefore focus on the following group of persons who are vulnerable to poverty because of their employment and educational status.

- I) Unemployed and Non-skilled (Including Persons with Disabilities)
- II) Working Poor (Including Persons with Disabilities)
- III) Small Producers (Farmers, Fishers) and Small Entrepreneurs

Key Strategies/Actions:

I). Unemployed and Non-skilled

1. Create greater access to education, training, and certification (including remedial education entrepreneurial and skills training) for members of the target group.
2. Strengthen the incorporation of certification/standards acquisition and employment transition support (school-to-work) into training modules that target the poor, and other low income earners.

3. Facilitate and encourage employment linkages and placement as well as apprenticeship programmes.
4. Include training component in government short-term public-works programmes (Trabajo Peru and Lift-Up Jamaica are examples of such model)
5. Build the capacities of poor households to become independent of social assistance programmes, through strengthened case management, and the appropriate linkages, referrals as well as training and employment opportunities.
6. Strengthen families through improved access to services, information and resources in response to needs.
7. Livelihood development and strengthening through access to business development services, micro-finance and social enterprise options for targeted clients.
8. Providing opportunities and support to the elderly for income-generating activities, in an effort to promote active ageing, income security, and inter-generational transfer of knowledge and skills.

II) Working Poor

1. Identification and improvement of personal assets; capacities, talents and skills for income generation and Decent Work.
2. Identification and improvement of community assets for income generation and Decent Work through the engagement of community-based and other non-government organizations to develop skills that enable active participation in the labour market.
3. Timely review and adjustments to the Minimum Wage
4. Promote protection of workers, minimum conditions of work, and participation in social security schemes. Relevant sectors for consideration include Agriculture & Fishery and Wholesale & Retail.
5. The enhancement and promotion of active labour market policies and Labour Market Information Systems.

III) Small Producers (Farmers, Fishers) and Entrepreneurs

1. Improve road and water infrastructure at the local level (including farm roads and irrigation systems)
2. Increase access to potable water and sanitation connections in dwellings.
3. Increase access to electricity in rural areas and electricity regularization in urban areas.
4. Promote the development and expansion of local economic enterprises and social enterprises (e.g. in agriculture and agro-processing).
5. Increase access to suitable land for farming through divestment of available government owned lands.
6. Facilitate access to micro-finance services and technical assistance for productive purposes through financial institutions.
7. Promote and facilitate productive inclusion of local agricultural producers, fishers and fish farmers within the safety net feeding programmes and other local markets.
8. Livelihood development and strengthening through access to business development services, micro-finance and social enterprise options for targeted clients.
9. Expand and support community niche products and industries.

10. Strengthen backward and forward integration; and expand value chain enhancement and connection to markets.
11. Increase natural resource management through prevention and mitigation to strengthen sustainable livelihoods of the poor in areas vulnerable to natural disasters and climate change through river training; rehabilitation of watersheds; slope stabilization; provision of break water systems etc.
12. Promote environmental friendly practices in farming and livelihood creation towards environmental preservation and poverty reduction.
13. Promote healthy environmental practices.
14. Promote participation in national health schemes, the National Insurance Scheme, and other insurance and pension offerings
15. Promote agro-tourism in rural communities towards improving economic wellbeing.
16. Increase access to economic assets for income generation and wealth creation.

PROGRAMME AREA 3: PSYCHO-SOCIAL, CULTURAL, AND NORMATIVE ADVANCEMENT

Related Policy Objectives:

Objective 6: To address psycho-social, cultural and normative influences on poverty

Target Groups:

Recognizing the interrelationship of social factors and individual thought and behaviour, including norms, values, myths and cultural practises within the society that enable and perpetuate poverty, and the impact of poverty and deprivation on mental health and decision making, psycho-social cultural and normative advancement is a cross cutting element of this National Policy.

This element focuses on enhancing parenting skills, providing mental health support services, building social capital, encouraging mind-set change, as well as considerations of the characteristics, behavioural and decision making patterns of the target group in the design and implementation of programmes to increase uptake and enhance effective delivery.

Psycho-social advancement is relevant across the lifecycle therefore the relevant institutions within various sectors of society must be engaged to facilitate its attainment.

The following target groups are selected for the medium term poverty reduction programme:

- I. Youth (including youth with disabilities)
- II. Children
- III. Breadwinner and Parents/Guardians
- IV. Service Providers

Key Strategies/Actions:

I) Children and Youth

1. Provide training, education and re-socialization on cultural norms in areas such as: self-control, transfer of hope beyond circumstances, mind-set change, character building, overcoming limits and challenges, personal and civic responsibility as well as trust and relationship building.
2. Create greater access to appropriate reproductive and mental health services and information.
3. Provide training in anger management, mediation, and conflict resolution as well as personal and career development.
4. Encourage and facilitate positive mentorship and training in soft skills and entrepreneurship.
5. Implement participatory approaches that engage this target group in the formulation and implementation of strategies to address issues affecting them.
6. Promote education as a sustainable means of poverty reduction through partnerships with tertiary level institutions.

II) Breadwinner and Parents/Guardians

1. Provide training and support services in transformative parenting, coping strategies, and management of family dynamics.
2. Provide financial education training and information for heads of households to change attitudes towards management of household resources and assist financial decision making.
3. Create greater access to appropriate reproductive and mental health services and information
4. Encourage and facilitate positive mentorship and training in soft skills.
5. Provide training, education and re-socialization on cultural norms in areas such as: self-control, transfer of hope beyond circumstances, mind-set change, character building, overcoming limits and challenges, personal and civic responsibility as well as trust and relationship building.

III) Service Providers (including MDAs and NGOs)

1. Provide training for service providers to strengthen skills in transferring hope and influencing positive behaviour change.
2. Provide training to improve service provision, efficiency in service delivery and encourage partnership and linkages to promote the wellbeing of clients in poverty

PROGRAMME AREA 4: BASIC COMMUNITY INFRASTRUCTURE

Related Policy Objectives:

Objective 5: To strengthen basic social and physical infrastructure

Target:

The condition of basic infrastructure enables or inhibits access to basic social services and amenities and impacts the psycho social development. Access to infrastructure is not only important for social development but also economic development through provision of access to markets, inputs, distribution networks and transportation systems. Basic community infrastructure development is essential for balanced and sustainable rural and urban development. Though rural poverty rates are higher, the peculiar characteristics of both rural and urban communities that impact their poverty profile warrant the development of basic community infrastructure for both rural and urban communities.

Key Strategies/Actions

I) Rural and Urban Communities

1. Provide and facilitate equitable access to basic public infrastructure such as water, sanitation and solid waste disposal, electricity, schools, healthcare and other public facilities and services, in rural and urban communities. The minimum available access should be in keeping with the specified social protection floor.
2. Institutionalize systems for the care and maintenance of public community infrastructure and promote community responsibility among citizens in poor rural communities.
3. Facilitate access to affordable housing solutions

PROGRAMME AREA 5: INSTITUTIONAL STRENGTHENING

Related Policy Objectives:

Objective 7: To strengthen coordination and capacity building for poverty reduction.

Target:

Institutional strengthening is critical to the sustainability of poverty reduction efforts. Recognizing the need for capacity building, strengthening monitoring and evaluation capabilities among the staff of agencies and NGOs and civil society organizations that provide service to the poor, they are targeted for the medium term poverty reduction programme.

Key Strategies/Actions

1. As part of the Monitoring and Evaluation Plan, identify clear targets and roles for stakeholder involvement, including the Private Sector.
2. Establish a Registry of national poverty reduction programmes/service providers.
3. Develop communication and monitoring systems and schedules for various stakeholders, actively promoting information and data sharing, and networking among relevant organizations implementing programmes under each medium term framework.

4. Expand capacity development training and provision of resources to enhance service provision in: life-skill training, psycho-social training, parenting, crime and violence prevention and intervention (including domestic violence), and reproductive health awareness and responsibility.
5. Inter-sectoral collaboration within government to support and streamline selected programmes provided by NGOs, CBOs and FBOs.
6. Facilitate the streamlining and provision of services by the Private Sector and Private Sector Foundations at the community level in various areas, towards poverty reduction.
7. Assess the M&E gaps in key programmes and provide training (and follow-up evaluation of application of knowledge) in M&E towards the development and strengthening of M&E systems of relevant programmes and organizations.
8. Develop and implement structured and objective systems of targeting beneficiaries for poverty programmes across government.

Table 4 outlines relevant existing government funded programmes¹², aligned to the components of the medium-term poverty reduction programme, through which the strategies and interventions may be implemented. These, along with others to be identified and agreed on based on further consultation with relevant stakeholders, will form the nucleus of interventions to be supported, monitored, and evaluated under the first Medium-Term Poverty Reduction Programme. Further dialogue and consultation with programme partners will assist with finalizing Programme's definition.

¹² The vast majority of these programmes were identified by MDAs as poverty-related programmes. These were included in the approved Conceptual Framework for Poverty Reduction Coordination in Jamaica, November 2014.

Table 4: Major Government Projects, Programmes, and Interventions Targeting Poverty Reduction and 2015/2016 FY Budget Allocation

Ministry	Programmes/Projects/ Interventions	Programme Area (NPRP)	Target Group (NPRP)	FY 2015/2016 Budget Allocation¹³ (\$'000)
Labour and Social Security (MLSS)	Programme of Advancement Through Health and Education (PATH) ¹⁴	Economic Empowerment and Human Capital Development	Children Youth	5,682,491.0
	Steps-to-Work ¹⁵	Economic Empowerment and Human Capital Development	Unemployed/ Non-skilled	-
	Rehabilitation Grant Programme ¹⁶	Extreme Poverty and Basic Needs	Destitute/ Vulnerable Persons	499,434.0
	Social Intervention Programme (formerly Special Youth Employment and Training Project)	Economic Empowerment and Human Capital Development	Unemployed/ Non-Skilled Youth	93,622.0
	Economic Empowerment Grant/ Assistive Aid Programme (Jamaica Council for Persons with Disabilities) ¹⁷	Economic Empowerment and Human Capital Development	Destitute/ Vulnerable Persons (Persons with Disabilities)	27,000.0
	Grants to Private Sector Social Welfare Organizations (Jamaica Red Cross)	Extreme Poverty and Basic Needs	Destitute/ Vulnerable Persons	4,233.0

¹³ Source: Estimates of Expenditure 2015-2016 Jamaica Budget

¹⁴ This allocation to PATH is through the following Projects: Support to Improve the Lives of Persons with Disabilities (IDB) {\$8.3 million}; Integrated Social Protection and Labour Programme (IDB) { \$140.0 million}; Social and Economic Inclusion of Persons With Disabilities (World Bank) { 40.0 million}; and Social Protection Project II (World Bank) {\$5.5 billion)

¹⁵ Budget allocation included in PATH budget

¹⁶ Amount includes \$249.0 million for Direction and Administration)

¹⁷ Allocation represents Appropriations-In-Aide

Ministry	Programmes/Projects/ Interventions	Programme Area (NPRP)	Target Group (NPRP)	FY 2015/2016 Budget Allocation ¹³ (\$'000)
	Meals on Wheels Programme (National Council for Senior Citizens) ¹⁸	Extreme Poverty and Basic Needs	Destitute/ Vulnerable Persons (Elderly)	14,409.0
	Grants to Golden Age Homes	Extreme Poverty and Basic Needs	Destitute/ Vulnerable Persons	309,034.0
Local Government and Community Development (MLGCD)	Poor Relief Programme (Outdoor) ¹⁹	Extreme Poverty and Basic Need	Destitute/ Vulnerable Persons	347,805.0
	Poor Relief Programme (Indoor/ Infirmaries)	Extreme Poverty and Basic Needs	Destitute/ Vulnerable Persons	613,865.0
	Homelessness (Street People) Programme	Extreme Poverty and Basic Needs	Destitute/ Vulnerable Persons (Homeless)	24,722.0
Health (MOH)	Sexual and Reproductive Health Services	Psycho-social, Cultural and Normative Development	Youth and Parents	193,226.0
Agriculture and Fisheries (MOAF)	Jamaica Banana Accompanying Measures (JBAM) Project	Economic Empowerment and Human Capital Development	Small Producers (farmers)	172,329.0
	Grants for Agricultural Extension Services (Rural Agricultural Development Authority) {RADA}	Economic Empowerment and Human Capital Development	Small Producers (farmers)	1,219,744.0
	Grants for Agricultural Extension Services (Jamaica Agricultural Society)	Economic Empowerment and Human Capital Development	Small Producers (farmers)	1,219,744.0
	Grants to the National Irrigation Commission	Economic Empowerment and Human Capital Development	Small Producers (farmers)	1,110,032.0

¹⁸Allocation represents Appropriations-In-Aide

¹⁹ Provision included in the allocation to the MLSS; Allocation include amount for Direction and Administration (\$193.9 million) and Appropriations-In-Aide (\$45.0 million)

Ministry	Programmes/Projects/ Interventions	Programme Area (NPRP)	Target Group (NPRP)	FY 2015/2016 Budget Allocation ¹³ (\$'000)
	Low Income Housing	Extreme Poverty and Basic Needs	Working Poor	18 4,730.0
Education (MOE)	School Feeding Programme	Extreme Poverty and Basic Needs	Destitute/ Vulnerable Persons (Children)	4,369,884.0
	Social and Economic Support Programme (Financial assistance to vulnerable students)	Extreme Poverty and Basic Needs	Destitute/ Vulnerable Persons Children	8,624.0
	Grant for Student Assistance (High School) ²⁰	Economic Empowerment and Human Capital Development	Youth	2,693,401.0
	Career Advancement Programme ²¹	Economic Empowerment and Human Capital Development	Youth	591,513.0
	Jamaican Foundation for Lifelong Learning (including Literacy Programme and High School Equivalency Programme	Economic Empowerment and Human Capital Development	Youth Women	25 1,651.0
National Security (MNS)	Citizen Security and Justice Programme III	Psycho-social, Cultural and Normative Development Economic Empowerment and Human Capital Development	Youth Working Poor	880,000.0

²⁰ Grant for tuition assistance (204,700 high school students)

²¹ Budget allocation includes stipend to students (161,513.0)

Ministry	Programmes/Projects/ Interventions	Programme Area (NPRP)	Target Group (NPRP)	FY 2015/2016 Budget Allocation ¹³ (\$'000)
Water, Land, Environment and Climate Change (MOWLECC)	Land Administration and Management Programme	Economic Empowerment and Human Capital Development Livelihood creation and income security.	Small Producers (farmers)	226,572.0
	Pilot Programme for Climate Resilience II (PPCR II) – Adaptation Programme and Financing Mechanism	Economic Empowerment and Human Capital Development Livelihood creation and income security.	Small Producers (farmers)	15,000.0
	Rain Water Harvesting and Catchment Tank Rehabilitation Programme	Economic Empowerment and Human Capital Development Livelihood creation and income security. Basic Social and physical infrastructure	Small Producers (farmers)	-
Office of the Prime Minister (OPM) (Jamaica Social Investment Fund)	Rural Economic Development Initiative	Economic Empowerment and Human Capital Development	Small Producers (farmers)	246,765.0
	Jamaica Integrated Community Development Project	Basic Community Infrastructure	Children Youth Working Poor Parents	250,156.0
	Poverty Reduction Programme III	Economic Empowerment and Human Capital		464,000.0

Ministry	Programmes/Projects/ Interventions	Programme Area (NPRP)	Target Group (NPRP)	FY 2015/2016 Budget Allocation ¹³ (\$'000)
		Development Psycho-social, cultural and normative responses		
	Poverty Reduction Programme IV	Economic Empowerment and Human Capital Development Psycho-social, cultural and normative responses	Working Poor Youth Children	100,000.0
	Petro Caribe Schools' Sanitation Upgrade Project	Basic Community Infrastructure	Youth Children	76,500.0
	Basic Needs Trust Fund 7	Basic Community Infrastructure Economic Empowerment and Human Capital Development	Small Producers (farmers) Children Youth Working Poor	305,000.0
Youth and Culture (MYC)	Youth and Adolescent Division (formerly National Centre for Youth Development)	Economic Empowerment and Human Capital Development Psycho-social, cultural and normative change	Youth	88,748.0
	The Possibility Programme (Street Children)	Economic Empowerment and Human Capital Development Psycho-social,	Children Youth	16,123.0

Ministry	Programmes/Projects/ Interventions	Programme Area (NPRP)	Target Group (NPRP)	FY 2015/2016 Budget Allocation ¹³ (\$'000)
		cultural and normative change		
	Youth Development Projects (Grants to Private Social Services Organizations)	Economic Empowerment and Human Capital Development	Youth	8,039.0
	Social Security and Welfare Services (Child Development Agency)	Extreme Poverty and Basic Needs	Destitute/ Vulnerable Persons Youth (Children)	2,050,991.0
Finance and Planning (MOFP)	Community Renewal Programme (Planning Institute of Jamaica)	Basic Community Infrastructure Economic Empowerment and Human Capital Development	Destitute/ Vulnerable Persons Youth	50,000.0
	Poverty Reduction Coordinating Unit (PRCU) (Planning Institute of Jamaica)	Coordination and Capacity Building	MDAs and NGOs	12,721.0
	Grants to Students Loan Bureau	Economic Empowerment and Human Capital Development	Youth	2,915,000.0
GRAND TOTAL				26,900,727.00

APPENDICES

Appendix 1: Stakeholder Consultations

I) Conceptual Framework (December 2013 to June 2014)

Interviews

- Jamaica Social Investment Fund
- Ministry of Labour and Social Security
- Board of Supervision
- Ministry of Education
- Early Childhood Commission
- Digicel Foundation
- Cabinet Office
- Ministry of Land, Water, Environment and Climate Change
- Ministry of Local Government and Community Development
- Food for the Poor
- Jamaica Council for Persons with Disabilities
- Social Development Commission
- Jamaica Bauxite Institute
- Ministry of Youth and Culture
- University of the West Indies

PIOJ Think Tank (Internal)

- Economic Planning and Research Division
- Social Policy Planning & Research Division
- Sustainable Development and Regional Planning Division
- External Cooperation Management Division

II) Technical Consultations: Policy and Programme Development (March – September 2015)

Local Authorities (Four (4) Regions)

- **Central:** Clarendon; St. Elizabeth; and Manchester
- **Northern:** St. Ann; St. Mary; and Portland
- **Eastern:** Kingston and St. Andrew; St. Thomas; Portmore Municipal Council; and St. Catherine
- **Western:** St. James; Westmoreland; Hanover and Trelawny

Multi-sectoral Workshop

- Ministry of Education
- Jamaica Social Investment Fund
- Ministry of Land, Water, Environment and Climate Change
- Cabinet Office
- Ministry of Health
- Ministry of Youth and Culture
- Ministry of Transport Works and Housing
- National Council for Senior Citizens
- Office of the Prime Minister
- Ministry of Labour and Social Security
- Jamaica Council for Senior Citizens
- Jamaica Council for Persons with Disabilities
- Rural Agricultural Development Authority
- Board of Supervision
- Ministry of Local Government and Community Development
- Planning Institute of Jamaica
- Combined Disabilities Association
- Jamaica National Foundation
- Sagikor Jamaica Limited
- University of the West Indies

Focus Group Discussions

- National Council for Senior Citizens
- PATH beneficiaries
- Representatives from the Small Business Association, MSME Alliance, Jamaica Household Workers Association and Ministry of Labour and Social Security

Key Informant Interviews

- Board of Supervision
- Ministry of Labour and Social Security

Other Consultations

- Vision 2030 Jamaica - National Prioritization Workshop – Medium Term Framework (MTF) 2015/2016
- Vision 2030 Jamaica MTF Workshop - Children
- Vision 2030 Jamaica MTF Workshop - Youth

**Inter-sectoral Committee for the Development of a National Poverty Policy and a National Poverty Reduction Programme (ISC) {Established August 2014}:
Agencies Represented:-**

- Board of Supervision (Division of the Ministry of Local Government)
- Cabinet Office
- Council of Voluntary Social Services
- Food For The Poor Jamaica
- Jamaica Council for Persons with Disabilities
- Jamaica Social Investment Fund
- Ministry of Agriculture
- Ministry of Education
- Ministry of Finance and Planning
- Ministry of Health
- Ministry of Industry, Investment and Commerce
- Ministry of Labour and Social Security
- Ministry of Land, Water, Environment and Climate Change
- Ministry of Local Government and Community Development
- Ministry of Transport, Works and Housing
- Ministry of Youth and Culture
- Office of the Prime Minister
- Private Sector Organization of Jamaica
- Statistical Institute of Jamaica
- University of the West Indies, Mona
- Planning Institute of Jamaica

III) Public Consultation Phase (January to April 2017):

National Consultation on the National Policy on Poverty and National Poverty Reduction Programme, Green Paper, Western Region- January 25, 2017.

1. Board of Supervision
2. Committee for the Upliftment of the Mentally Ill.
3. Hanover Municipal Corporation
4. HEART Trust NTA
5. International Youth Fellowship
6. Jamaica 4-H Clubs
7. Jamaica Business Development Corporation
8. Jamaica Council for Persons with Disabilities
9. Jamaica Foundation for Lifelong Learning
10. Jamaica Social Investment Fund
11. JAMPRO
12. Ministry of Labour and Social Security
13. National Council for Senior Citizens
14. National Council on Drug Abuse

15. National Housing Trust
16. National Land Agency
17. National Water Commission
18. National Works Agency
19. National Youth Service
20. Open Heart Charitable Mission
21. St James Parish Development Committee
22. Planning Institute of Jamaica
23. Rural Agricultural Development Authority
24. Sam Sharpe Teachers College
25. Sandals Foundation
26. Social Development Commission
27. St Ann Poor Relief Department
28. St Elizabeth Poor Relief Department
29. St James Municipal Council
30. The Salvation Army
31. Trelawny Municipal Council
32. University of Technology
33. UWI Western Campus
34. Western Region Health Authority
35. Westmoreland Municipal Corporation
36. Westmoreland Parish Development Committee
37. Westmoreland PDC

National Consultation on the National Policy on Poverty and National Poverty Reduction Programme- Green Paper, Eastern Region, January 31, 2017.

1. Board of Supervision
2. Child Development Agency
3. Clarendon Municipal Corporation
4. European Union Delegation
5. HEART Trust NTA
6. International Youth Fellowship
7. Jamaica Association for the Deaf
8. Jamaica Cooperative Credit Union League
9. Jamaica Council for Persons with Disabilities
10. Jamaica Information Service
11. Jamaica Social Investment Fund
12. Jamaican Association on Intellectual Disabilities
13. Jeffrey Town Farmers Association
14. Kingston Parish Development Committee
15. Kinston and St Andrew Corporation
16. Manchester Municipal Corporation
17. Ministry of Economic Growth and Job Creation
18. Ministry of Education youth and Information

19. Ministry of Health
20. Ministry of Industry Commerce Agriculture and Fisheries
21. Ministry of Labour and Social Security
22. Ministry of Local Government and Community Development
23. Ministry of National Security
24. Ministry of Transport and Works
25. National Council for Senior Citizens
26. National Housing Trust
27. National Irrigation Commission
28. National Youth Service
29. North East Regional Health Authority
30. Office of the Prime Minister
31. Parenting Support Commission
32. Planning Institute of Jamaica
33. Poor Relief Department
34. Portland Parish Development Committee
35. Portmore Municipal Council
36. Practical Environment Alternatives Jamaica
37. Public Investment Management Secretariat
38. Rural Agricultural Development Authority
39. Rural Water Supply Limited
40. Small Business Association of Jamaica
41. Social Development Commission
42. South Eastern Regional Health Authority
43. St Catherine Municipal Corporation
44. St Mary Municipal Corporation
45. Statistical Institute of Jamaica
46. The Gleaner Company
47. The Salvation Army
48. The World Bank
49. UNICEF
50. United Nations Population Fund
51. University of Technology
52. University of the West Indies

Community Consultation, Kingston and St Andrew Parish Development Committee, February 28, 2016

1. Social Development Commission
2. Community Renewal Programme Secretariat
3. Liguanea Community Development Committee
4. Three Miles Development Area Committee
5. Peace Management Initiative
6. Trench Town Community Development Committee
7. Combined Districts of Central Kingston

8. Jamaica Chamber of Commerce Sameer Younis Foundation- Grad Club
9. National Solid Waste Management Authority
10. Jamaica Chamber of Commerce Sameer Younis Foundation
11. Agency for Inner City Renewal
12. Stony Hill Development Area Committee
13. Parade Garden Community Development Committee
14. United Rae Town Community Development Committee
15. Cooreville Gardens Community Development Committee

Youth Consultations on Green Paper, (February 23, 2017)

- Excelsior Community College (Wesley Grove Campus) – St. Thomas

Written Comments on Green Paper Provided by:

1. Ministry of Labour and Social Security
2. Ministry of Local Government and Community Development
3. Ministry of Industry Commerce Agriculture and Fisheries
4. Ministry of Health
5. Ministry of Finance and the Public Service
6. University of Technology
7. The World Bank
8. J-FLAG
9. JALANDS

Written Comments on March 2017 version of the Revised Draft Policy and Programme document received from the following MDAs represented on the ISC (April 2017):

1. Cabinet Office
2. Ministry of Economic Growth and Job Creation
3. Board of Supervision

Appendix 2: Situation Analysis

Profile of Poverty

The prevalence, depth, and severity of poverty declined since the 1990s but reversed upward since 2008, and are consistent across geographical areas, sex, age groups, and disability status. Poverty (food and non-food consumption) declined from the highest rate of 44.6 per cent in 1991 to the lowest rate of 9.9 per cent in 2007, and steadily increased thereafter to 19.9 per cent in 2012. Food poverty also declined from 22.7 per cent in 1991 to 2.9 per cent in 2007 then increased since 2008 and doubled the 2007 rate in 2010 and 2012 (6.3 per cent and 7.5 per cent respectively) (Appendix 3). The JSLC 2012 states, that in addition to the poor, 4.2 per cent of the population were vulnerable to poverty that is, consuming within 10.0 per cent above the poverty line in 2012 (PIOJ, 2012, 2.9). Subsequent published data for 2014 indicates that the prevalence of poverty was 20.6 per cent, and an additional 4.1 per cent being vulnerable to poverty. The food poverty rate was 8 per cent (JSLC 2014)²².

Rural poverty rates are consistently higher than the national poverty rate, while the KMA and Other Towns have consistently remained lower than the national poverty rates (Figure 3). Some 61.0 per cent to 74.0 per cent of the poor were located in Rural Areas for most years since 1990 (Appendix 4). Food poverty rates in Rural Areas were two or three times the rates in the KMA and Other Towns and was consistently higher than national rates. (Appendix 3). In 2012, poverty rates were 19.7 per cent of the KMA; 21.3 per cent of Rural Areas and to 16.6 per cent of residents in Other Towns.

The heterogeneity of the poor is also evident beyond geographical differences. While only slightly higher proportions of males than females were poor, slightly greater proportions of female headed households compared to those headed by males were poor. The prevalence of poverty for households is usually 2.3 per cent to 9.9 per cent lower than individuals. The proportion of children in poverty is consistently higher than working age adults and the elderly. Persons with disabilities were also more likely to be poor than persons without disabilities.

Prevalence of Poverty by Parish

Data on the prevalence of poverty by parish are only available for the years 1992, 1998, 2002, 2008, and 2012. All parishes recorded reductions in poverty levels from 1992 to 2008. The data however, reveal some structural consistency of poverty. The more urbanized parishes of Kingston, St. Andrew, St. Catherine and St. James consistently recorded the lowest prevalence of poverty from 1992 to 2008. Conversely, the rural parishes of St. Mary, Portland, Trelawney and St. Elizabeth consistently feature among the parishes with the highest prevalence of poverty (Table 1).

²² The Situation Analysis was compiled using the latest published data at the time of its development inclusive of the JSLC 2012, however the 2014 poverty prevalence data, published subsequently, is included.

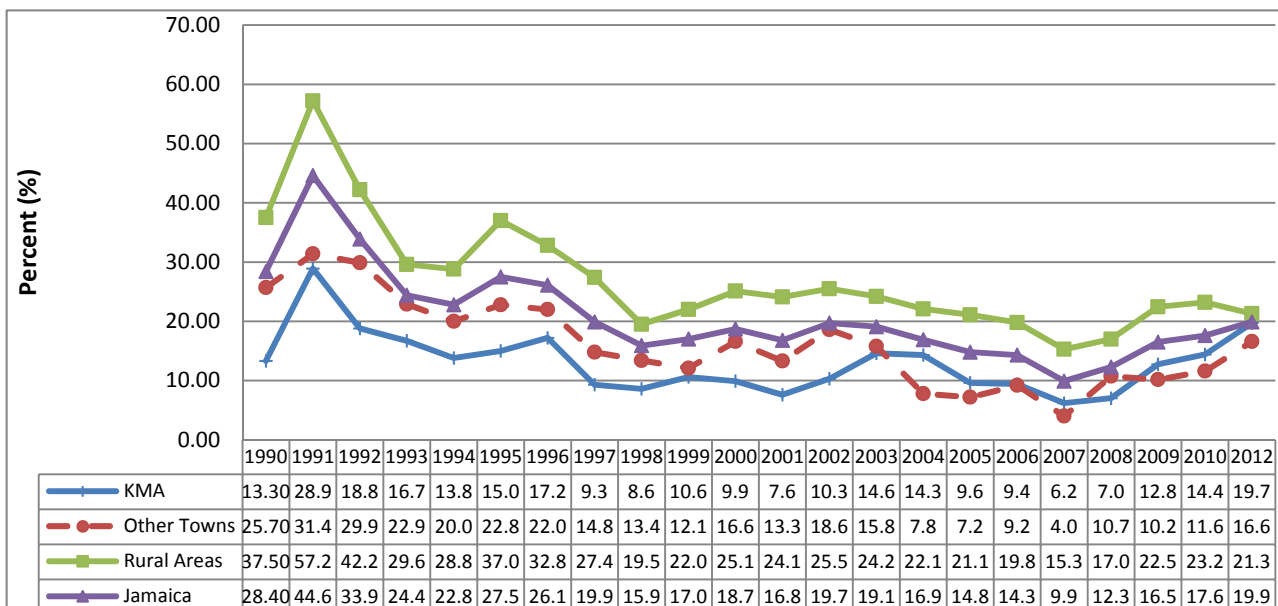
For the year 2012, the majority of parishes showed increased poverty prevalence relative to 2008, except St. Mary, Trelawney, Hanover and St. Elizabeth. Nine parishes had poverty rates exceeding the national average. Poverty rates for 2012 doubled the 2008 rates in Kingston (28.6 per cent), St. Andrew (17.7 per cent), and St. Thomas (32.5 per cent); and more than tripled in St. Catherine (24.0 per cent). The prevalence of poverty for that year was lowest in St. Mary (9.4 per cent), Hanover (10.8 per cent), and St. James (11.1 per cent).

Table 1: Prevalence of Poverty in Jamaica by Parish (1992, 1998, 2002, 2008 and 2012)

Parish	1992	1998	2002	2008	2012
Kingston	17.1	12.6	18.3	14.5	28.6
St. Andrew	19.8	7.7	14.8	8.7	17.7
St. Thomas	37.1	9.4	28.7	14.4	32.5
Portland	50.3	18.3	32.2	17.3	21.4
St. Mary	35.4	38.4	27.2	21.3	9.4
St. Ann	36.5	22.5	37.0	12.5	18.4
Trelawney	15.4	18.3	31.3	19.0	13.2
St. James	27.9	8.9	12.9	8.5	11.1
Hanover	52.4	13.3	14.1	15.5	10.8
Westmoreland	51.7	33.3	18.7	10.7	18.9
St. Elizabeth	47.2	18.4	20.0	30.6	23.8
Manchester	44.6	11.7	24.4	15.3	22.5
Clarendon	42.0	13.3	27.2	15.0	19.33
St. Catherine	28.2	8.2	6.2	7.5	24.0
Jamaica	35.2	15.9	19.7	12.3	19.9

Source: Compiled by the PIOJ from data supplied by STATIN.

Figure 3: Prevalence of Poverty in Jamaica by Region (1990-2012)



An examination of the poverty trend data in Table 1 evinces a somewhat fluctuating prevalence for each parish. Even with the periodic nature of the parish estimates, it can still be construed that there are underlying structural forces that have impacted the consumption status of households across time, and which appear to often counter gains made in previous years. This is supported by the Handa study (2010), which illustrates the vulnerable status of many households that slip in and out of poverty at each estimate, without the sustainable basis that would create lasting economic outcomes. Some of the impeding factors relate to the small island developing state economy and its consequent openness to the dynamics of international trade, and global financial trends, *inter alia*.

Other limiting factors are related to the economic base within parishes, most of which are founded on agriculture, mining and tourism. In the absence of viable diversification of this base, it is likely that ad hoc shocks, including natural occurrences or market failures would have immediate and continuing negative impacts on production, productivity, employment, and incomes. This has been the case for several parishes with agriculture as their main economic base. Primary and secondary markets, including the labour market, are affected, and the multiplier effect influences downturns in both formal and informal employment. Recognizing the often porous nature of parish boundaries, the trend data by parish also illustrates certain cultural and psycho-social aspects of poverty that are not understood by merely examining the numbers. There are still significant migratory flows within the job market, and the fortunes of many rural households are bound up with the potential employment opportunities in major towns and along the coasts. A fair degree of the fluctuation in parish poverty rates can therefore be explained by these structural nuances.

With respect to the parish survey periods in Table 1, the following analysis presents a summary picture of the periods 1992-1998 and 2008-2012, when there were corresponding trends of decline and increase in national poverty rates. The data provides a background to factors impacting on the variations seen at the parish level.

Except for St Mary and Trelawny, all parishes showed significant reductions in poverty between 1992 and 1998. This suggests that the factors driving poverty downwards may have been national in scale and not necessarily region or economic activity specific. Higher GDP may have played a significant role. Between 1990 and 1996 when the financial crisis began, real GDP increased by 3.6 per cent. Other factors that positively affected poverty during this time were low rates of inflation recorded between 1996 and 1998, as well as efforts to combat poverty by the National Poverty Eradication Programme (NPEP) launched in 1995, particularly projects implemented by the Jamaica Social Investment Fund (JSIF), and the Social Development Commission (SDC).

During the period 1992-1998, the hotel industry grew in terms of stop over arrivals, value added and number of persons employed, which would have positively impacted the tourist centres to the north and west of the island. However, the northern parishes of St Mary and Trelawny do not seem to have had a large enough share of increases in the tourism industry and by extension the associated multiplier effect, which may explain why these parishes did not experience declines in poverty during this period.

St Mary and Trelawny may have also been more adversely impacted by drought conditions that began in the latter part of 1996 and prevailed until early 1998, relative to other rural parishes in the north. The impact of the drought was manifested in decreased agricultural production in 1997 and 1998. In particular, sugar production in 1998 was lower than in 1992, which may have had more of a negative impact on Trelawny than in other sugar producing parishes (St Catherine, St Thomas, St Elizabeth, Clarendon and Westmoreland). For St Mary, this parish appeared to have been more responsive to the volatility of the banana industry between 1992 and 1998 compared with the other traditional banana producing parishes (St. Thomas, Portland and St. James). While banana production increased by over 18 per cent between 1992 and 1996, the drought resulted in banana production falling by over 30 per cent between 1996 and 1998, and being over 17 per cent lower in 1998 compared with 1992. This fall-off in banana production may have negatively impacted the poverty rate between 1992 and 1998 in St Mary.

The general increase in poverty between 2008 and 2012 could be explained by a real decline in GDP which fell by 3.7 per cent due to the onset of the global economic recession. This was reflected in significant fall-off in both the Goods Producing and Services industries by 8.5 per cent and 3.1 per cent respectively. The reduction in GDP was reflected in a decline of 12.5 per cent in real per capita consumption. However, there was a real increase in agriculture production which would have benefitted agricultural parishes positively. The agriculture industry grew by over 30 per cent in real terms between 2008 and 2012, which may have stymied the impact that the global economic crisis had, particularly on rural parishes since 2008/2009. In fact, overall, rural parishes registered a smaller increase in poverty compared with the Kingston Metropolitan Area.

The parishes of St. Mary, Trelawny, Hanover and St. Elizabeth appeared to have largely benefitted from the performance recorded in the agriculture industry between 2008 and 2012. There was a strong growth in agriculture output in 2009 and 2011 (over 10.0 per cent increases) while 2010 and 2012 showed modest but positive changes. With respect to St Elizabeth, the performance of agriculture may have tempered the impact that the decline in bauxite production had on this parish (see below). While other rural parishes may have also benefitted from the greater agriculture out-turn, other factors may have played a part in the poverty increase seen in these parishes. One of these factors could be the fall-off in sugar production that occurred between 2008 and 2012. This may have caused the poverty increase in parishes such as Westmoreland, Clarendon, St Thomas and St Catherine (which contains two sugar factories). Sugar production fell by approximately 17 per cent between 2009 and 2010, before recovering slightly between 2010 and 2012 to register an overall decline of 7 per cent between 2008 and 2012.

The slowing in the Mining & Quarrying industry stemming from the closure of bauxite factories in St. Elizabeth, Manchester and St. Catherine due to the global economic recession may have contributed to the increase in poverty between 2008 and 2012 in these parishes. GDP for the Mining & Quarrying industry fell by over 48 per cent between 2008 and 2012. The closure of bauxite plants in St. Elizabeth, St. Catherine and Manchester resulted in a reduction in employment of approximately 5 600 persons, which may have had a negative impact on households in these parishes. St. Catherine and Manchester may have been more adversely impacted both directly and through the multiplier effect. Additionally, bauxite plants in

Clarendon and St Ann scaled down operations in 2012 compared with 2008 which would have led to lower income being accrued in those parishes, which may have also contributed negatively to their poverty situation.

Similar to the 1992 to 1998 period, the hotel industry grew in terms of stopover arrivals and in value added. However, unlike the 1992 to 1998 period, fewer persons were employed in this industry in 2012 compared with 2008. This lower employment level may have helped to contribute to the increased poverty rate in parishes such as St James and St Ann, which recorded increased poverty figures. It should be noted, however, that despite the increase, St. James remained one of the parishes with the lowest poverty prevalence. In addition to this, these parishes have been home to the traditional cruise ship ports. However, stopover arrivals by cruise ship passengers fell markedly from the levels in 2008. The reduction in stopover arrivals in both parishes may have been due in part to the opening of a new port in Falmouth, Trelawny in 2012, which experienced record stopover arrivals from cruise ship passengers of 586 578 persons in 2012, compared with 456 442 in 2011. The opening of the Falmouth pier would have contributed to the reduction in poverty recorded for Trelawny between 2008 and 2012 and may have acted to counter the dampening effect of the reduction in sugar production on the Trelawny economy.

Consumption Inequality, Depth and Severity of Poverty

Differences in consumption across the population were also observed to be significant over the period. Despite the general decline in consumption inequality as measured by the Gini Coefficient for the period 1990 to 2012,²³ the poorest 50 per cent of the population consumed 22-25 per cent of national consumption. The wealthiest 30 per cent consumed 57 per cent of national consumption from 1990 to 2000 and 2012; and 45 per cent of national consumption in 2001 to 2010. Comparatively, the wealthiest decile consumed 29 per cent – 31 per cent of national consumption in 1990 to 2012 versus 2-3 per cent for the poorest decile. Further analysis of the 2010 JSLC data also reveals that the poor had weaker socio-economic prospects in areas such as education, labour force participation, employment, and health insurance coverage. Policy-making and programming must therefore target the weaker socio-economic prospects and consumption inequality faced by the poor and vulnerable.

The *poverty gap index* measures the depth of poverty or the average extent to which individuals are below the absolute poverty line as a percentage of the line itself. The poverty gap indices for the period 1990 to 2012 show a general decline with some fluctuation; the highest measures being 14.7 per cent and 11 per cent in 1991 and 2002 respectively (Appendix 5). The years 2005 to 2008 show a consistent period of low poverty gap indices which then trended upwards from 2.9 per cent in 2008 to 5.8 per cent in 2012. Computation based on the poverty gap shows that at minimum cost, \$22 billion was required to take the poor out of poverty in 2012 compared to \$15 billion in 2010 (PIOJ, 2012, 2.10).

²³ The Gini fluctuated from a low of 0.3604 in 1996 to a high of 0.4164 in 1997 (Appendix 6). The Gini gradually increased from 0.3675 in 2007 to 0.3813 in 2010; and slightly declined to 0.3748 in 2012.

Like Jamaica overall, the KMA, Other Towns and Rural Areas showed declines in the poverty gap indices from 1990 to 2012. Rural Areas generally recorded the highest poverty gap indices followed by Other Towns. In 2012 poverty gap indices were higher in KMA than in Other Towns (Appendix 5). This means that individual consumption will have to increase by a greater percentage of the poverty line for persons to be considered non-poor in Rural Areas.

The *squared poverty gap index* measures the variation in consumption among the poor and indicates the severity of poverty (Appendix 6). The squared poverty gap indices show a similar trend to that of the poverty gap indices for 1990 to 2012. Squared poverty gap indices declined from 0.071 in 1991 and 0.049 in 2002 to the low levels of 0.009 in 2007 and 0.011 in 2008 (Appendix 6). The indices have trended upwards since 2008. Like Jamaica overall, the KMA, Other Towns and Rural Areas showed declines with some fluctuations in the squared poverty gap indices from 1990 to 2012 with the Rural Areas having the highest squared poverty gap indices overall.

Prevalence of Poverty by Sex and Geographical Region

There was a general decline in the prevalence of poverty among both males and females for the period 1990 to 2007, and an upward trend observed since 2008 (Appendix 9). For the period 2007 to 2012, poverty prevalence trended upwards for both sexes, and in all regions was consistently higher among males. Poverty prevalence increased from 6.5 per cent for males and 5.9 per cent for females in KMA, to 21 percent and 18.7 per cent respectively. For Other Towns, the prevalence of poverty among males increased from 5.3 per cent to 17.3 per cent and females 2.8 per cent to 15.9 per cent. In rural areas, 16.9 percent to 21.6 per cent for males, and 16.1 per cent and 20.9 per cent for females.

Though the prevalence of poverty was higher for males for the period 1990 to 2012, greater proportions of female compared to male headed households were poor (Appendix 8). Poverty declined from 35.6 per cent and 33.8 per cent for male and female headed households in 1991 to 7.2 per cent and 8 per cent respectively in 2007. In 2012, 13.2 per cent of male headed households and 15.9 per cent female headed households were poor.

Food poverty (adult equivalent) also declined in Jamaica for both males and females from the highest rate of 23.7 per cent and 21.7 per cent for males and females respectively in 1991 to 3.3 per cent and 2.4 per cent respectively in 2007. The decline was also evident for male and female headed households. Since 2008, food poverty increased and doubled the 2007 rates for both males and females in 2010 and 2012 (Appendix 3). At the national level, for the period 1990 to 2012, slightly higher proportions of males were food poor than females, however generally higher proportions of female-headed compared to male-headed households were food poor (Appendix 8). At the regional level, food poverty was generally higher among males.

Prevalence of Poverty and Vulnerability by Life-Cycle Groups

Children

The prevalence of poverty generally, and food poverty, was highest for children in all geographical regions for the period 1990 to 2012. Child poverty is usually higher than the national poverty prevalence; 25 per cent versus 19.9 per cent in 2012 (Appendix 11). The year 2012 converged and showed equal poverty prevalence among children in KMA and Rural Areas (26.1 per cent) and a slightly lower proportion in Other Towns (20.9 per cent). Among those considered indigent and are clients of the state, 4000 are children.

Children in Jamaica are vulnerable to poverty because of their membership in low income families which are located in poor rural areas with limited access to basic services, or in vulnerable and volatile inner city communities. Given the higher unemployment rate and lower income earned by women, children who reside in single parent female headed households are more vulnerable to being poor. Some 74 per cent of female headed households have children present. The JSLC 2012 indicates that there is a higher age dependency ratio in female headed households than males, 63.4 per 100 and 49.9 per 100 for females and males respectively. One of the two contributing factors identified is the larger proportions of children in female headed households (30.4 per cent), than in male headed households (22.7 per cent). A one-unit increase in the child dependency ratio reduces household consumption by 5.6 per cent and leads to increased probability of being poor (Benfield 2010, 72-73). The JSLC posits that “the larger number of dependants make female headed households more vulnerable to the effects of external stimuli, such as economic downturns and high inflation” (PIOJ, 2012, 2.6).

Children in the poorest households are eight times more likely to be child labourers than those in rich households (MICS4 2011b, 9). Perpetuating the cycle of poverty, early child bearing is negatively associated with wealth where 20-24 year olds in the poorest households are 10 times more likely to have a child before the age of 18 than the richest (MICS4 2011b, 6).

Children in state care are also vulnerable to poverty because of exposure to the risks of low educational outcomes, challenges with independent living, disability, stigma and social exclusion as well as unemployment and low wage jobs (PIOJ, 2013, 16).

To break the intergenerational cycle of poverty, by arresting the nutritional deficiencies in children that affect physical and cognitive development, pregnant and lactating women are targeted for social protection programmes. In 2011, 1572 pregnant and lactating women were beneficiaries of the PATH programme. In reference to selection of beneficiaries, Gibson 2013 notes that “the best selection is among poor households with pregnant and lactating women, where the selection rate is over 74 percent”. The assessment further identified that 85.6 per cent of persons within this category of beneficiaries is below the poverty line and 94.1 per cent below the 150 per cent of the poverty line.

The National Policy on Poverty and supporting Poverty Programme must therefore carefully target children that are poor, parents of reproductive age, recognising the multiple vulnerabilities faced. A case in point concerns households with children with disabilities that are more likely to

correlate with severe deprivations in areas such as health, shelter, and education (Gayle-Geddes 2010; Gayle-Geddes 2012; Witter *et al.* 2009).

Youth

Youth (15-24 years) represent 19.5 per cent of the population (STATIN 2012). Some 46.2 per cent of youth (15-29 years) described their household financial situation as being ‘around the national average,’ 20.7 per cent thought that they were ‘poor,’ 19.2 per cent ‘fairly poor’ and 13.8 per cent ‘well off or fairly well off’ (ILO, STATIN and PIOJ 2013, 28). The 39.9 per cent of youth who consider themselves poor or nearly poor is two times the national poverty prevalence in 2012.

A large proportion of the youth (15–24 years) is significantly at risk as they leave school without adequate qualification for employment, and are not pursuing further education nor training. Marques, 2011 found that “drug trafficking and abuse, crime, extortion, prostitution and trafficking in persons are some types of deviant behaviour in which youth are engaged. The phenomenon of street children is a particular challenge. Estimates range from 2 000 to 6 000 children living and working on the streets in Jamaica with a male: female ratio of 70:30. On average they are 13 years of age, and from a household headed by a female who is in informal or domestic employment” (Marques 2011, 63). Groups showing the largest increase of persons on the streets are primarily younger persons, namely young men who are drug addicts (and often go on to become mentally ill) and children discharged from state care on attaining 18 years of age. Other expanding groups include children of HIV parents. Younger children hustling on the streets but not necessarily living there are also reported to be on the rise. Of some importance is the fact that the street children all reported the common characteristic of having a large number of siblings. This is consistent with findings that the number of children in a household is strongly correlated with poverty status and is the greatest household based source of inequality in Jamaica (PIOJ, 2014, 148).

Youth unemployment (14-24 years) is therefore impacted as they face unemployment rates three times that of adults 25 years and over in 2012 and 2013. According to the ESSJ 2013, Youth unemployment (14-24 years) was 33.4 per cent in 2012 and 37.7 per cent in 2013 compared with adults (25 years and over) of 11.1 per cent in 2012 and 2013 “Among the employed [youth 15-29 years], the majority were male (58.2 per cent), aged 25-29 years old (46.6 per cent) and from urban areas (57.9 per cent). Youth were working mainly in the informal sector (42.0 per cent). Approximately 25 per cent of youth were entrepreneurs” (ILO, STATIN and PIOJ 2013, 12). The data also shows that the unemployment rate decreases as the level of education increases. Of the estimated 307,200 youths who were outside the labour force, approximately 207,800 or 67.6 per cent were in school or training. The remaining 99,400 youths were neither seeking work nor enrolled in school/training (ILO, STATIN and PIOJ 2013, 13).

An estimated 269,000 or 35.5 per cent of Jamaican youth have successfully transitioned²⁴ from school to work; 310,800 or 41.0 per cent are still in transition and 23.5 per cent have not yet

²⁴A young person is considered to be in **transition** if they are unemployed, employed in a temporary and non-satisfactory job, self-employed and not satisfied with the work, or currently inactive and not in school, with future job aspirations.

started the transition (ILO, STATIN & PIOJ 2013, 13). The current duration of transition ranges from 73 months for the poorest quintile to 50 months for the wealthiest quintile.

Some 58.4 per cent of young students indicated that “University/Tertiary” level education was the highest level that they expected to complete, with another 21.5 per cent expected to complete post-graduate studies. Females had a greater expectation of completing higher education than males (ILO, STATIN & PIOJ 2013, 11-12). The study notes that despite the desire to obtain higher education, 64.8 per cent or approximately 491,200 youth were not enrolled in a school or training programme at the time of the survey. Among youth not enrolled in school, 26.2 per cent were early school leavers and did not complete their education or training programme. Economic reasons were the primary response given when asked the reason for not completing the education or training programme (45.1 per cent) (ILO, STATIN & PIOJ 2013, 12).

Effective poverty reduction must address the tremendous overlap between youth organisations in the type of programmes and services offered and the underserved areas which remain. The way forward includes capacity building in programme management and coordination, resource mobilization, programme monitoring and evaluation, institutional needs assessment and information systems management (Rhiney and Waller 2012, 6-10).

Working-Age

The Economic and Social Survey of Jamaica reports that working age (15-64 years) represents 67.4 per cent of the population (PIOJ 2013, 20.3). Some 17.8 per cent of working adults (18-64 years) were poor in 2012 (Appendix 11). The data indicated prevalence of poverty among the working age was highest in Rural Areas, 19 per cent, 17.8 percent in KMA and 14.8 per cent in Other Towns (Appendix 12).

The JSLC report indicated larger proportions of working age (66.7 percent) in male headed households than in female headed households (61.2 per cent). There is a greater level of dependence in female headed households; age dependency ratio in female headed households in Rural Areas was (69.1 dependents) and in Other Towns, (68.9 dependents) which is above the national average of 56.5 dependents. (PIOJ 2012:1.5) Mean household size was larger for females and female headed households were largest in the poorest quintile (PIOJ 2012:1.8).

Jamaica’s latest data show labour force participation rate of approximately 63.0 per cent, unemployment rates of 13.7 per cent, and employment rate of 86.0 per cent (PIOJ 2014, 21.2, 21.7, 21.3). Available data show lower labour force participation rate (58.8 per cent and 61.7 per cent) and employment rate (75.4 per cent and 87.5 per cent) of the poor versus non-poor in 2012. The poor had twice the unemployment rate of the non-poor (24.6 per cent and 12.5 per cent). Benfield (2010, 81-82), however, indicates that many of the poor classified as unemployed are instead underemployed. Further, between 2008 and 2012, construction, and wholesale and retail were among the industries exhibiting the highest rates of unemployment in the labour force which, in addition to agriculture and fisheries are the industries in which the greatest proportion of the poor is found.

Social protection programmes for the working age are also undersubscribed. The JSLC 2012 reports national registration rate in the NIS is 39.1 per cent; some 9.5 per cent in NHF and 26.3 per cent in JADEP. NIS coverage is highest amongst persons with higher education levels, in urban areas, with higher incomes, and younger workers between 25 and 44 years old (Christie 2013). Greater proportions of females than males, KMA residents than Other Towns and Rural Areas and quintiles 3-5 than quintiles 1-2 were registered with the NIS, NHF and JADEP. For NIS, some 37.6 per cent of males and 39.7 per cent of females were registered. Further, the two industries that employ the most workers in Jamaica have the lowest levels of NIS compliance, that is, agriculture, and wholesale and retail sectors (PIOJ, 2012, 6.6-6.7).

These as well as other poverty correlated factors such as disability status of household heads; education level of the principal earner; and household size demonstrates that poverty reduction initiatives must use evidence to carefully target. Among the core focus must be the unemployed, underemployed, unskilled and low skilled poor and stimulation of informal sectors, MSMEs and the industries where most of the poor are found such as agriculture to strengthen pro-poor growth. Careful planning is required to take advantage of the demographic bonus of the working age population which, based on available 2012 data, is expected to increase to 1,888,000 (64.5 per cent) in 2030. The expected “bulge” in the working age population is regarded as a “window of opportunity” and means that there is an excess of persons in the working age relative to the dependent ages (children 0-14 years and old age 65 and over).²⁵There is an urgent need for the current working age population to be adequately trained to meet these challenges.

Elderly

The ESSJ, 2013, records that the elderly 60 years and over represents 11.9 per cent of the population (PIOJ 2013). The Report on Module on Persons Aged Sixty Years and Older, reports that poverty among the elderly was 14.6 per cent with little difference in the prevalence of poverty between the sexes by age. The prevalence of poverty among the elderly was highest in the Rural Areas (16.2 per cent) and lowest in the other Towns (11.3 per cent) (PIOJ, 2012, 55). Jamaica is characteristic of more developed countries with an aging demographic profile however, majority of elderly persons (63.2 per cent) in 2012, made no preparation for retirement (PIOJ, 2012, 60).

Currently, less than one-third of persons 65 years and older receive NIS pension benefits. Further, only 27 per cent of NIS pensioners qualify for the full flat rate benefit of \$2,800 per week, and an additional 25 per cent of the elderly qualify for a limited (\$225 per week) PATH old-age grant (Christie 2013, 6).

The ESSJ 2014 indicates that 52.9 per cent of outdoor poor were elderly and 69.7 percent of indoor poor. Some 71.5 per cent of male Indoor Poor Relief clients were within the elderly cohort and 42.1 per cent of total indoor poor clients were elderly persons (PIOJ 2014, 25.31-25.32).

The aforementioned ‘bulge’ in the working age is expected to transition to the elderly age group and therefore requires careful development planning particularly for the areas of social

²⁵The dependency rate declined from 62.4% in 2003 to 48.3% in 2013 (ESSJ 2013).

protection generally and income security in particular. Policy initiatives to increase NIS compliance, mandatory enrolment in a supplementary pension plan for all workers, geriatric care and independent living enablement are strategic recommendations critical for poverty reduction prevention for an aging population.

Other Vulnerable Groups:

Persons with Disabilities

The JSLC 2012 records that 3.6 per cent of the population reported having a disability. This is spread evenly across region, sex and quintile (JSLC, 2012, 3.6). The JSLC data for 2008 indicates that 13.8 per cent of persons with disabilities were poor, and majority, (42.9 per cent), of persons with disabilities who are poor are located in the Rural Areas. The 2001 Census data indicates that 14.1 per cent of persons with disabilities were employed with higher unemployment rates among males than females.

The major risk factors identified for poverty among persons with disabilities are weak transitioning through educational levels, inadequate system for early detection of disabilities, limited access to employment, stigma, discrimination, and exclusion (PIOJ 2013, 31).

Recognizing the special needs of persons with disabilities the MSME and Entrepreneurship Policy of MIIC has as one of its objectives the provision of “full inclusion, opportunities and support for persons with disabilities within the business community” through various strategies aimed at enabling disabled persons to develop and sustain their own businesses (MIIC, 2013, 84). Other social assistance programmes are available to the disabled through the Ministry of Labour and Social Security and Jamaica Council for Persons with Disabilities, in keeping with strategies outlined in Vision 2030 Jamaica Poverty Reduction Strategic Plan and the Jamaica Social Protection Strategy.

The Indigent and Homeless

The indigent is described as persons who are unable to provide their basic needs and fully require daily support. They are typically clients of the state through the Poor Relief Programme though services are also offered by agencies such as the National Council for Senior Citizens and the Jamaica Council for Persons with Disabilities as well as NGOs. Annually, support is provided to approximately 15000 persons, through residential care, financial allowances, health, housing and education support. For the 2014 period, the ESSJ reports 12 088 persons, 6 237 of which are female, on the Outdoor Poor Relief Programme and 1 462, on the Indoor Poor Relief Programme 861 of which are male, (PIOJ 2014, 25.31-25.32).

Though representing a relatively small percentage of the population, persons who are homeless are among the vulnerable of the society particularly because of the risk factors associated with their condition. Low educational status, unemployment, lack of support systems, drug abuse, mental and other health problems, deportation status and likely criminal record are factors that contribute to the vulnerability of homeless persons (PIOJ, 2013, 37-38).

Of the 645 persons homeless persons observed island wide, 87.6 per cent were male; 59.7 per cent were located in the urban centres of Kingston and St Andrew, 15.5 per cent in St James and

7.9 per cent in Clarendon. Majority, (84.3 per cent) of homeless persons lived on the streets. Others lived in shelters. (PIOJ, 2012, 37-38). The ESSJ reports that in 2014 the Board of Supervision served 1 465 homeless clients, 1 206 of which were males (PIOJ, 2014, 25.32)

Small Producers and Small Businesses

Small producers are among those who are vulnerable to poverty. The STATIN Labour Force Survey 2014 identified 205,000 persons were employed in the occupation group of Skilled Agriculture and Fishery Workers representing 18.5 per cent of the labour force. Additionally, the informal sector accounted for 37.9 per cent of employment in 2014 (STATIN 2014, 4). Ballayram (2008), reporting on vulnerabilities faced by this category, identified significant risks to food security and livelihood. Among these risks are the lack of capital and credit, poor purchasing power, weak human and physical capacity, seasonality of available employment, weak social fabric, indebtedness and lack of capital to expand livelihood. The study found that 67 per cent of household heads in rural areas were employed in agriculture. Additionally, subsistence farmers accounted for 60 per cent of all farmers in Jamaica. This group is highly dependent on natural capital and is highly susceptible to climate change and natural hazards. They are also challenged by praedial larceny, little social security coverage and are characterized by a cycle of low nutritional and educational outcomes.

Small farmers are particularly vulnerable to environmental events such as hurricane, heavy winds, landslides, floods drought, which exacerbate their situation. The impact of extreme weather events has resulted in significant damage and losses to the agriculture sector. The FAO, in the Environment and Natural Resource Management Series #21, indicates that “Climate change is a major challenge to agriculture development in Jamaica due to the country’s small land mass, fragile ecosystems, high dependence on food imports and increasing impacts of frequent natural disasters... The damage and loss to the agriculture sector due to major climate events between 1994 and 2010 is estimated to have amounted to J\$14.4 billion. On average, the impact of major climate extremes on agriculture accounts for nearly 20 percent of the total impact on the country (FAO, 2013, xi).

Micro and Small Enterprises contribute significantly to employment in Jamaica. The Ministry of Investment and Commerce, in the MSME and Entrepreneurship Policy 2013, noted that in 1996 there were 93,110 micro and small businesses in Jamaica, which accounted for 18.1 per cent of the employed labour force. Quoting data from the 2011 STATIN Labour Force Survey, MIIC indicated that the own worker category accounted for 35.9 per cent of the employed labour force, and that in 2008, MSMEs in Jamaica are mainly involved in the Wholesale and Retail Trade (55.7 per cent) and Community and Social and Personal Services sectors (23.3 per cent). (MIIC, 2013, 24, 25). Informality of a number of these enterprises creates a challenge in accessing capital. Other risks faced by SMEs are excessive bureaucracy in their performance of their business and lack of training among business owners. Access to international markets is also an area of concern. (PIOJ, 2013, 50)

Residents of Informal Settlements

The location of the poor in informal settlements around marginal lands, in environmentally sensitive areas increases vulnerability in periods of disaster. The rapid assessment of squatting report conducted by the Ministry of Water and Housing indicated that squatter settlements are highly vulnerable to natural hazards specifically earthquakes, flooding, landslides and storm surges. These settlements are lacking in essential infrastructure and have poor social amenities (Ministry of Water and Housing, 2007, 3-4, 27).

The report notes that squatting is “widely seen as a response to the low-income and unemployed inability to access affordable land and other housing services. The unplanned nature of squatter settlements gives rise to environmental degradation, public health issues, increased exposure to natural and man-made hazards, as well as a haven for criminal activities.” (Ministry of Water and Housing, 2007, 12)

Informal settlement therefore speaks to need for increase in social and low income housing, and settlement regularisation and upgrade.

Socio-economic Determinants of Poverty

The Vision 2030 Jamaica Poverty Reduction Strategic Plan, 2009, identifies that “the cyclical nature of poverty among households leads to similarity between causes and effects of poverty overtime. Many factors impacting poverty have an inter-generational dynamic that re-creates the manifestations of poverty where they are not arrested.” Among the main issues identified as the determinants of poverty in Jamaica are low educational attainment levels, low income earning capability, inability to access basic social services, lack of economic opportunities leading to underemployment, unemployment and low wage employment, poor rural development impacting the opportunities and livelihoods of rural households and high levels of risks due to natural hazards (PIOJ, 2009, 9). Risks faced by households below the poverty line also includes narrow range of occupations, limited access to goods and services and basic social services and amenities. This is particularly prevalent in rural areas.

Labour Market: Low income, unemployment and higher dependency rates are characteristic of the poor in Jamaica. Analysis of the 2012 JSLC data indicates that the labour force participation rate of the poor was 58.9 per cent compared with 61.7 per cent for the non-poor. Likewise, the poor had a lower employment rate (75.4 per cent) than the non-poor (87.5 per cent). The unemployment rate of the poor was almost twice that of the non-poor (24.6 per cent and 12.5 per cent). Accordingly, the poor had a higher economic dependency ratio than the non-poor (2.2 and 1.3). Each economically active person was supporting on average 1 more economically inactive persons in poor households compared with non-poor households. The industries in which the poor mainly worked include Agriculture, Forestry and Fishing (24.4 per cent), Wholesale and Retail, and Repair of Motor Vehicle/Equipment (20.6 per cent); Construction (11.3 per cent); and Private Households with Employed Persons (8.7 per cent) which are traditionally associated with lower income occupations.

Education: Educational outcomes impact employment status and income and are critical for breaking the intergenerational cycle of poverty. The JSLC data for 2012 indicates that the heads

of poor households had lower levels of educational attainment than heads of non-poor households. Some 3.5 per cent of poor household heads completed tertiary education, 20.2 per cent attained primary, 23.5 per cent completed secondary and 50.9 per cent completed some secondary schooling. Comparatively, 15.9 per cent of non-poor household heads attained tertiary education, 15.7 per cent attained primary, 28.7 per cent completed secondary and 40.5 per cent completed some secondary schooling. Further, the 70.9 per cent of poor persons of school age (3–24 years) were enrolled compared with 74.5 per cent of the non-poor. However, as poor persons of school age got older, the proportion enrolled at each age level decreased more sharply than those who were non-poor, and became distinct at 15-16 years. The JSLC 2012 report states that there is a positive relationship between school attendance and consumption status with children in the poorest quintile having an average attendance of 68.6 per cent while those in the wealthiest quintile attend 90.4 per cent on average (PIOJ, 2012, 4.7, 4.8).

Poor households are also affected by access to education. “Children in Rural Areas continued to travel longer distances and pay more for transportation compared with children from Other Towns and KMA. The survey showed that there was a decline in the percentage of students who had all their text books required by the schools with this being more pronounced for students in Rural Areas. Additionally, students from Rural Areas had lower school attendance rates; 50.0 per cent reported absence from school because of money problems. The report points out the implications for quality education among children of poor households which is critical for breaking the intergenerational cycle of poverty” (PIOJ 2012, 4.17).

Health: Vision 2030 Jamaica has as one of its outcomes, a healthy and stable population. Health affects productivity and ability to achieve one’s fullest potential. Access to quality healthcare is therefore critical to achieve this goal and ultimately to contribute to, and sustain, poverty reduction efforts.

The JSLC 2012 reports that as socio economic status improves, the proportion of persons using public health facilities decreased ranging from 77.1 per cent in quintile 1 to 42.2 per cent in quintile 5. The main users of public health facilities were therefore persons in the first four quintiles, persons living in rural areas (63.4 per cent), those from the poorest quintile (77.1 per cent), males (64.5 per cent) and children 5-9 years old (70.4 percent) (PIOJ, 2012, 3.9). Socio-economic status was also related to health insurance coverage with an estimated 4.7 percent in quintile 1 having health insurance compared with 37.6 per cent of quintile 5. Further, persons who are more likely to have insurance coverage are those who are wealthier, older, female and living in an urban area (PIOJ, 2012, 3.12).

The JSLC 2012 further reports that “waiting time is an important indicator in assessing the quality of health services. Persons for whom the longest waiting times were reported were from rural areas, elderly and from the poorest 40.0 per cent of the population.” Further, in 2012, financial constraint was the main reason cited by 22.4 per cent persons in rural areas, 20.8 percent in KMA and 13.4 per cent in Other Towns, for not seeking healthcare.(PIOJ 2012, 3.21)

Psycho Social Factors: There are psycho social cultural and normative features of society that perpetuate poverty. The family which is generally accepted as the primary agent of socialization

providing the nurturing environment in which functional adults are grown has been faced with numerous challenges. Stability in the family is critical to healthy child development, failure of which results in juvenile delinquency, child abuse and poor educational performance (Le Franc, Bailey and Branch, 1998:1 as cited in Ricketts and Anderson 2009, 5). Breaking the intergenerational cycle of poverty is therefore requires healthy family structures that enable children to function optimally in their adults years.

Consultations with key stakeholders revealed that cultural norms and practices perpetuate poverty. Concepts associated with childbearing, gender definition and poor customer service enables practices whose consequences impact service delivery, household consumption, cognitive development and educational attainment levels.

Current Programmes

Poverty Reduction Programmes

Poverty Reduction Programmes span a range of interventions implemented through a number of government ministries departments and agencies as well as non-government organizations. Among the main programmes aimed at poverty reduction are:

1. PATH Programme
2. Steps To Work Programme (PATH)
3. Poor Relief Programme
4. School Feeding Programme
5. Social Housing Programme
6. The Possibility Programme
7. Community Investment Project
8. Integrated Community Development Project
9. Poverty Reduction Programme III & IV
10. Petro Caribe Schools' Sanitation Upgrade Project
11. Basic Needs Trust Fund 7
12. Community Renewal Programme (CRP)
13. Sugar Area Development Programme
14. Rural Economic Development Initiative

The merits and outcomes of programmes aimed at poverty reduction have been varied over the years. Below is a summary of the outcome or impact of these programmes which are at various levels of implementation.

PATH: The Programme of Advancement through Health and Education (PATH) is in its thirteenth year of implementation, and is administered through the Ministry of Labour and Social Security. It is a conditional cash transfer programme designed to promote human capital formation especially among children and youth in an effort to break the intergenerational cycle of poverty. It is described as the “centrepiece of the government’s social protection system for the poor and vulnerable especially children, young people, of school age, the elderly and persons with disabilities” (Marques 2011:214). It was designed to consolidate Food Stamp, Old Age and Incapacity Allowance-Public Assistance, and Outdoor Poor Relief.

In 2014, the Economic and Social Survey of Jamaica reported that there were 372 751 beneficiaries of the PATH programme which represents 13.7 per cent of the population, 271 365 of which were children. Additionally, there was a 48.2 per cent increase in registration of Adult Poor Clients in 2014 (PIOJ 2014, 25.30-25.31)

The evaluation report of the PATH Programme conducted in 2012 indicated that a greater proportion of PATH households were below the poverty line than those in non-PATH households, 59 per cent and 43 per cent respectively. A greater percentage of those on the programme who are below the poverty line were in other urban towns, 69 per cent of PATH households, compared with 52 per cent of non-PATH. In KMA, 60 per cent of PATH and 45 per cent of non-PATH households were below the poverty line and Rural Areas 58 per cent of PATH and 41 per cent of non-PATH households. A greater percentage of PATH households in all regions were also below the food poverty line (77 percent) than control households (69 per cent) (Sanigest 2012, 46, 47)

The report indicated further that PATH has an important role in improving living conditions of households as well as increasing school attendance and health care visits. It has “increased children’s school attendance, reduced hunger, and produced intangible effects such as reducing stress and producing a greater sense of personal responsibility.” (Sanigest 2012, 37)

School Feeding Programme: The School Feeding Programme administered by the Ministry of Education offers meals to students at a subsidized rate, and free to PATH beneficiaries. The ESSJ 2014 notes, that the objective of the programme is to encourage greater school attendance, alleviate hunger and enhance learning capacity, educate students on the value of food and encourage children to grow their own food as well supply at least one-third of the caloric requirements of the child (PIOJ 2014, 22.11).

For the 2013/14 financial year, the total allocation to the school feeding programme was 3.6 billion (PIOJ, 2012, 25.3). MOE statistics indicate that 86,000 children in recognized community based basic schools and 311,000 in public schools at the primary level benefited from school feeding for the school year 2010/2011. The ESSJ 2014 records that cumulatively, 312,000 students benefited from the programme’s two components (PIOJ 2014, 22.11).

The Operational Assessment of the School Feeding Programme 2012, identified major issues impacting the delivery of the programme. Absence of universally applied guidelines and standardized procedures which results in schools administering the programme according to interpretation and context, absence of enforced nutritional standards, emphasis on providing lunch though breakfast may be a more effective avenue for optimizing the intervention, insufficient use of local foods and absence of fruits and vegetables in meals, inadequate staffing of the unit to manage and monitor operations at all levels and in schools to implement the programme, discriminatory practice that stigmatize participants and low participation of vulnerable students either from fear of discrimination and stigmatization or from lack of knowledge of the facility (Powell, Francis & Mundy-Parkes, 2012).

Poor Relief: The Poor Relief programme was established to alleviate poverty and destitution and provides non-institutional as well as institutional care for adults and children. In non-institutional care, or Outdoor Poor Relief, clients may be on the registered roll as ward of the state, or they may be destitute persons receiving temporary assistance only. In institutional care, or Indoor Poor Relief, clients are wards of the state and receive total care in infirmaries or golden age homes. The Poor Relief Department also provides assistance to homeless persons through its Homelessness Programme and temporary assistance to all members of the society who require assistance at particular periods of time. The Department also provides housing through its Indigent Housing Programme.

According to the Economic and Social Survey of Jamaica, the outdoor aspect of the poor relief programme served 12 088 beneficiaries in 2014, 6 237 of which were females and 438 under the age of 20 years. The elderly has the largest percentage (52.9 per cent) of beneficiaries. Kingston and St Andrew, St Catherine and James had the highest number of beneficiaries in 2014, 5 510, 1 407 and 1 262 respectively. A total of \$76.6 million was spent on this aspect of the programme.

The indoor programme served 1462 persons, 861 of which were males. Majority, (69.7 per cent) were elderly. Expenditure on the indoor poor aspect of the programme amounted to \$296.2 million dollars. (PIOJ, 2014, 25.31-25.32)

A total of 1 465 clients were served through the Homelessness Programme in 2014. Provisions for the temporary poor were extended to 468 clients and an additional 353 children registered in their own name, as well as 3 559 children who are dependents of the registered poor were served. Through partnership the Indigent Housing programme provided housing assistance to 887 families in 2014, representing total expenditure of 78.3 million dollars (ESSJ 2014, 25.32).

PRP III: The purpose of the Poverty Reduction Programme III is to contribute to the implementation of the Community Renewal Programme (CRP) and aims to contribute to inclusive growth and equitable development by promoting economic well-being and enhanced quality of life for residents of volatile communities. The four components to which it contributes are physical transformation, governance, socio-economic development and youth development.

Approximately JMD\$155M was disbursed under the PRP III in 2014. Eight sub-projects were executed through the PRP III across volatile urban communities in the parishes of St. James, St. Catherine, Kingston & St. Andrew and Clarendon targeting 595 beneficiaries. School improvement projects accounted for majority, (75 per cent), of funding disbursed in 2014.

PRP IV: The purpose of the Poverty Reduction Programme IV (PRP IV) is to contribute to inclusive growth and equitable development by promoting economic well-being and enhanced quality of life for residents of volatile communities in the parishes of Kingston, Clarendon, St. Andrew, St. Catherine, and St. James. It contains five result areas: improved quality and access to basic socio-economic infrastructure and services, increased capacity of communities to demand for, plan, implement and manage local development projects, increased income generation and employment opportunities, reduced deviant behaviour through work with socially and

economically marginalized youth and improved coordination, monitoring and evaluation capacity of the Secretariat of the Community Renewal Programme. PRP IV is implemented at a total value of \$13.08 million.

CIP: The Community Investment Project funded through the Caribbean Development Bank has as its primary objective improvement in the socio-economic conditions of poor rural communities by increasing their access to basic social and economic infrastructure, social services and organizational strengthening activities which meet their needs and priorities. Types of projects covered under the CIP are roads, schools, capacity building, education and training programmes, healthcare, and organization strengthening and training. The project targets all parishes except Kingston and is valued at US \$14.513 million.

Approximately \$320 million was disbursed under the CIP during the 2014 period benefiting 14,767 beneficiaries.

PDF: The PETRO CARIBE Development Fund (PDF) supports the implementation of the Community Renewal Programme (CRP) which is being managed by the Planning Institute of Jamaica. It consists of two components; Schools Sanitation Upgrade comprising sanitation units being constructed in schools that have pit latrine and authorizing the execution of small grants and special projects on behalf of the PDF which provide psychosocial, health care & education interventions. The programme covers all parishes of Jamaica.

Approximately JMD\$32.9M was disbursed under the PDF in 2014, benefiting 5,787 persons.

Basic Needs Trust Fund 7: The objective of the Basic Needs Trust Fund is to reduce poverty and vulnerability by improved access to basic social and economic infrastructure and human resource development services. The project targets rural areas and targets three main sectors namely, Education and Human and Resource Development, Access and Drainage, Water and Sanitation. The value of the project is US \$7.6M.

REDI: The Rural Economic Development Initiative (REDI) targets all parishes except Kingston. The objective of REDI is to provide micro and small-scale rural agricultural producers and tourism product and service providers with improved access to markets through technical support and capacity building in financial management, marketing, and business support services among others.

National Technical Assistance and Capacity Building is another component of REDI which is aimed at strengthening relevant national organizations to increase their capacity to assist the rural enterprises and other project partners and ensure the sustainability of the rural enterprises.

REDI is implemented through JSIF at a total value of US\$17.5M inclusive of donor, GOJ and beneficiary values.

(ICDP): The Integrated Community Development Project aims to enhance access to basic urban infrastructure and services, and contribute towards increased community safety in 18 selected economically vulnerable and socially volatile inner city communities of Jamaica, in the

parishes of Kingston and St Andrew, Clarendon, St Catherine, St James, St. Ann and Westmoreland. The value of the project is US \$42.0 million.

The ICDP is intended to strengthen and further expand the objectives of the Jamaica Inner City Basic Services Project. The related activities in each of the programme's components are aimed at enhancing the quality of access to services for communities, transforming the physical environment within these communities, enhancing citizen security and strengthening institutional capacities for urban management and crime and violence reduction.

Poverty Reduction Challenges

Despite the spread of state-led poverty related programmes, national poverty reduction outcomes are questionable and several challenges weaken the impact of the disparate initiatives. Inadequate legislation to support the multi-sectoral and crosscutting issues affecting poverty reduction programming across MDAs is the main challenge faced. The National Assistance Act, for example, is in train since the Social Safety Net reforms of the early 2000s. Absence of an overarching legislation impairs a coordinated approach to poverty reduction through an authoritative multi-sectoral institutional framework which effectively coordinate service delivery. This result in fragmentation, duplication and limited collaborative responses to programmes identified. Further, inadequate infrastructure, human and financial resources thwart long term sustainability of programmes. Accordingly, areas such as the unsustainable Public Sector Pension Scheme under present arrangements, low coverage in the National Insurance Scheme and private pension systems, limited utilization of systematic targeting mechanism of the Beneficiary Identification System in context of limited resources; unbalanced spending to the disbenefit of younger age cohorts; limited generosity/adequacy of social safety net programmes; limited pro-poor development in rural areas; limited case management capacity to bolster exit strategies for PATH households; weak economic growth and limited employment opportunities undercut the pace of poverty reduction. The sub-sections below outline select challenges identified.

Disproportionate Spending by Age Cohort: Jamaica spends 4.4 per cent of GDP on social insurance. However, this share is not in keeping with the social risk management spring board expected for the younger age cohort. Of total social protection spending, GOJ's public pension plan absorbs over one-fourth where the 60+ age cohort which accounts for 13 per cent of the poor absorbs over 62 per cent; whilst the 0-5 age cohort which has 12 per cent of the poor, 2.4 per cent. This suggests that programmes for the 0-5 age group may be underfunded. (Marques 2011, 18).

Generosity/Adequacy: While Jamaica's range of programmes is considered appropriate for the country's needs, Marques (2011, 24) notes that there is "lack of generosity in the major social safety net programmes, the social safety net system is not very adequate to meet the needs of the various groups that require assistance and there is a significant coverage gap in terms of the NIS." Sanigest (2013, 2) study notes that "PATH benefits per capita in households with at least one education-conditionality grant representing approximately 12 per cent of per capita education-related expenditures (under the assumption that the entire benefit amount is spent on education)." The current benefits formula and contribution densities show that the average

weekly NIS pensions benefit is less than half the minimum wage (Christie 2013, 14). Comparative information regarding generosity and adequacy are unavailable for other grants such as the MLSS's Public Assistance programmes and MLGCD's Poor Relief programme due to archaic, weak and unintegrated beneficiary management information systems.

Targeting: The concentration indices calculated to evaluate the extent to which programme benefits are received by the poorest quintiles identified PATH, Poor Relief, Health Fee Waiver and NI Gold as pro-poor (Marques 2011, 20, 165).²⁶The JSLC indicates marginally greater proportions of Rural Area residents followed by Other Towns and KMA respectively and quintiles 1-2 than quintiles 3-5 participated in Poor Relief. Comparatively, the majority (70 per cent) of PATH beneficiaries is located in Rural Areas, 17 per cent in Other Towns and 13 per cent in the KMA (PIOJ 2012). Some 63.4 per cent of all beneficiaries are from Quintiles 1 and 2 (JSLC 2012). Gibbison (2013) finds that accuracy of targeting varies by parish with 61 per cent in St. Andrew, 73 per cent in Kingston and 92 per cent in Clarendon. The parishes of St. Ann (46 per cent), St. James (38 per cent), Manchester (43 per cent) and St. Elizabeth (51 per cent) had least coverage of poor applicants though the prevalence of poverty in St. Ann, Manchester and St. Elizabeth exceeded the national poverty prevalence in 2008 and 2012. The findings suggest the need for improved targeting of the PATH.

In 2011, 44 programmes social safety net programmes were identified; 15 with high coverage; 13 with fair coverage; and 16 with low coverage" (Marques 2011, 20).

Cost Effectiveness and Sustainability: Marques contends "more 'bang for the bucks' could be obtained" and that the "fragmentation and duplication of social protection programmes need to be eliminated as matter of urgency. The social security system in respect to the NIS is not sustainable without major reforms; and Jamaica's main social assistance programme, PATH, needs to gradually rely less on external financing" (Marques 2011, 24).

Programme duplication and fragmentation presents a challenge in the delivery of social safety net programmes in a cost effective manner. In 2000 the Government of Jamaica sought to consolidate social safety net programmes however this was only partially accomplished and new programmes were created. Social insurance and social assistance programmes were spread across numerous ministries and entities with the same areas of action and target groups thus duplicating efforts and costs (Marques 2011, 20-21).

Responsiveness and Emerging vulnerabilities: The social safety net has been responsive (increased coverage and benefits) during recent crises. Marques (2011, 24) however assesses that the social protection system "needs to be rationalized and further strengthened and adopt additional instruments (workfare, and home insurance and unemployment compensation) to be even more responsive and effective in future crises. It will need also to gradually evolve towards addressing household issues in a more holistic manner, to help poor families exit poverty permanently." The social risk management approach which focuses on risk reduction in order to springboard the poor from persistent poverty is therefore critical. Further, urban poverty, crime and violence documented by Moser and Holland (1997) among others, present poverty policy

²⁶JADEP, NHF, NIS and GOJ Pension Scheme are not considered pro-poor (Marques 2011, 20, 165).

imperatives which may be different from that of rural and peri-urban areas. The coordinated mobilization of programming resources at the community level through the Community Renewal Programme (CRP), Jamaica Social Investment Fund (JSIF), Citizen Security and Justice Programme (CSJP) and others, is therefore critical to support the more holistic poverty programming at the household level.

Institutional Challenges: The Marques study found that Jamaica has the resources and capacity to effectively implement social protection programmes evidenced in its best practice models, targeting and payment systems, technical and operational staff, well informed policies and partnerships between the PIOJ and researchers of the UWI. There are challenges however with the level of training of social workers who implement social protection programmes as their qualifications vary according to programme mandate and in general, there is a lack of trained staff with special skills.

Monitoring and evaluation was also identified for improvement as existing information systems and monitoring and evaluation are inadequate. Coordination in the field has also proven to be a challenge because of the lack of clear definition of roles and overlap of programmes (Marques 2011, 23).

The evaluation of NPEP also identified the need for appropriate institutional capacities and coordination in implementing social protection programmes. The impact evaluation conducted by SALESIS found that though the programmes contributed to ameliorating and even reducing poverty, NPEP faced many challenges such as weak ownership of the mechanisms for management and implementation of its processes; lack of integration and tension between NPEP and partners; complex administrative structures insufficiently sensitive to the culture of MDAs; unrealistic medium term targets to reduce by 50 per cent the proportion of persons in poverty in targeted communities in three years; lack of financial resources for proposed projects with partners; and low community involvement except with the JSIF. The report cautioned: “the experience of the PCMU has shown, that poverty reduction by moral suasion is unlikely to work in the face of ministerial and other vested interests. There is the need for a clear mandate, given under the national budget, for all relevant governmental agencies to pursue poverty reduction under agreed national objectives. By this it is meant that poverty reduction should become an integral part of national development policy across the board” (SALISES 2003, 11).

Legislative and Policy Environment- International, Regional and Local

The National Poverty Reduction Policy and Programme is implemented within the overarching policy framework of Vision 2030 Jamaica National Development Plan, and other sectoral policies. The four year IMF programme 2013 and the Growth Inducement Strategy are important elements of the macro-economic framework in which the policy and programme will be implemented. Section 7 details the legislative and policy environment as well as linkages with other relevant policies and programmes.

Appendix 3: Prevalence of Food Poverty by Region and Sex (1990-2012)

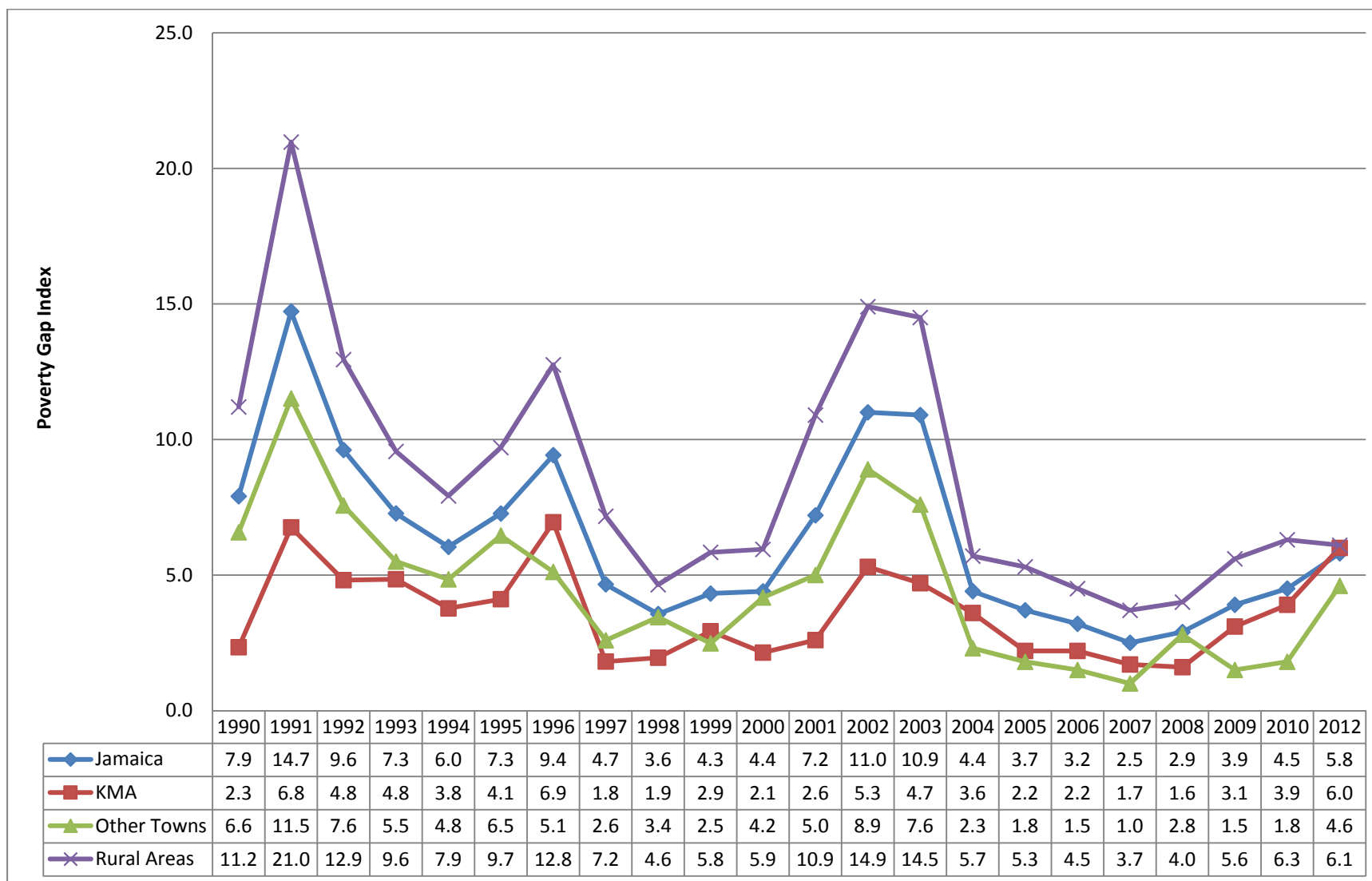
Year	KMA			Other Towns			Rural Area			Jamaica		
	Male	Female	Total	Male	Female	Total	Male	Female	Total	Male	Female	Total
1990	2.0	2.1	2.0	7.2	7.2	7.2	16.6	16.6	16.6	11.0	10.7	10.9
1991	7.1	6.2	6.6	15.6	14.3	14.9	34.3	33.0	33.6	23.7	21.7	22.7
1992	4.5	4.6	4.6	7.7	7.4	7.6	18.6	18.1	18.3	13.1	12.3	12.7
1993	5.7	4.8	5.2	5.2	4.7	4.9	15.0	13.4	14.2	10.3	8.8	9.5
1994	4.3	3.8	4.1	4.0	4.9	4.4	12.0	11.0	11.5	8.2	7.5	7.8
1995	4.2	5.5	4.9	8.1	6.6	7.3	13.3	12.5	12.9	9.5	9.0	9.2
1996	3.3	2.2	2.8	7.9	7.9	7.9	12.7	11.5	12.1	8.8	7.8	8.3
1997	1.4	1.1	1.3	2.1	2.5	2.3	9.7	9.8	9.8	5.8	5.6	5.7
1998	2.4	1.9	2.1	4.5	5.0	4.8	6.7	6.4	6.6	5.3	5.1	5.2
1999	3.8	2.1	2.9	N/A	N/A	0.1	7.6	8.0	7.8	5.2	4.6	4.9
2000	2.6	1.2	2.0	3.8	4.0	3.9	7.1	7.6	7.3	5.1	4.8	5.0
2001	0.7	0.9	0.8	3.7	3.0	3.4	8.5	7.8	8.2	5.3	4.6	4.9
2002	4.7	3.9	4.3	4.0	3.7	3.8	10.6	9.4	10.0	7.8	6.6	7.2
2003	2.0	1.6	1.8	5.4	3.9	4.6	8.9	7.6	8.3	6.8	5.3	6.0
2004	4.8	2.5	3.5	2.4	1.9	2.2	9.3	7.7	8.5	6.6	4.8	5.7
2005	2.8	1.9	2.3	1.2	1.4	1.3	7.4	6.4	6.9	4.8	4.0	4.3
2006	2.4	2.4	2.4	1.4	1.1	1.3	5.4	4.1	4.8	3.7	2.9	3.3
2007	1.7	1.8	1.7	1.5	0.8	1.1	5.2	3.7	4.5	3.3	2.4	2.9
2008	0.9	0.7	0.8	3.3	2.3	2.8	5.0	4.8	4.9	3.4	2.8	3.1
2009	2.8	2.8	2.8	1.5	1.6	1.5	8.3	7.8	8.1	5.0	4.7	4.9
2010	4.4	3.1	3.7	2.8	2.3	2.5	11.7	8.6	10.2	7.3	5.2	6.3
2012	8.5	5.9	7.1	4.3	4.9	4.6	9.0	8.9	8.9	7.9	7.1	7.5

Appendix 4: Distribution of Poverty in Jamaica (1990-2012)

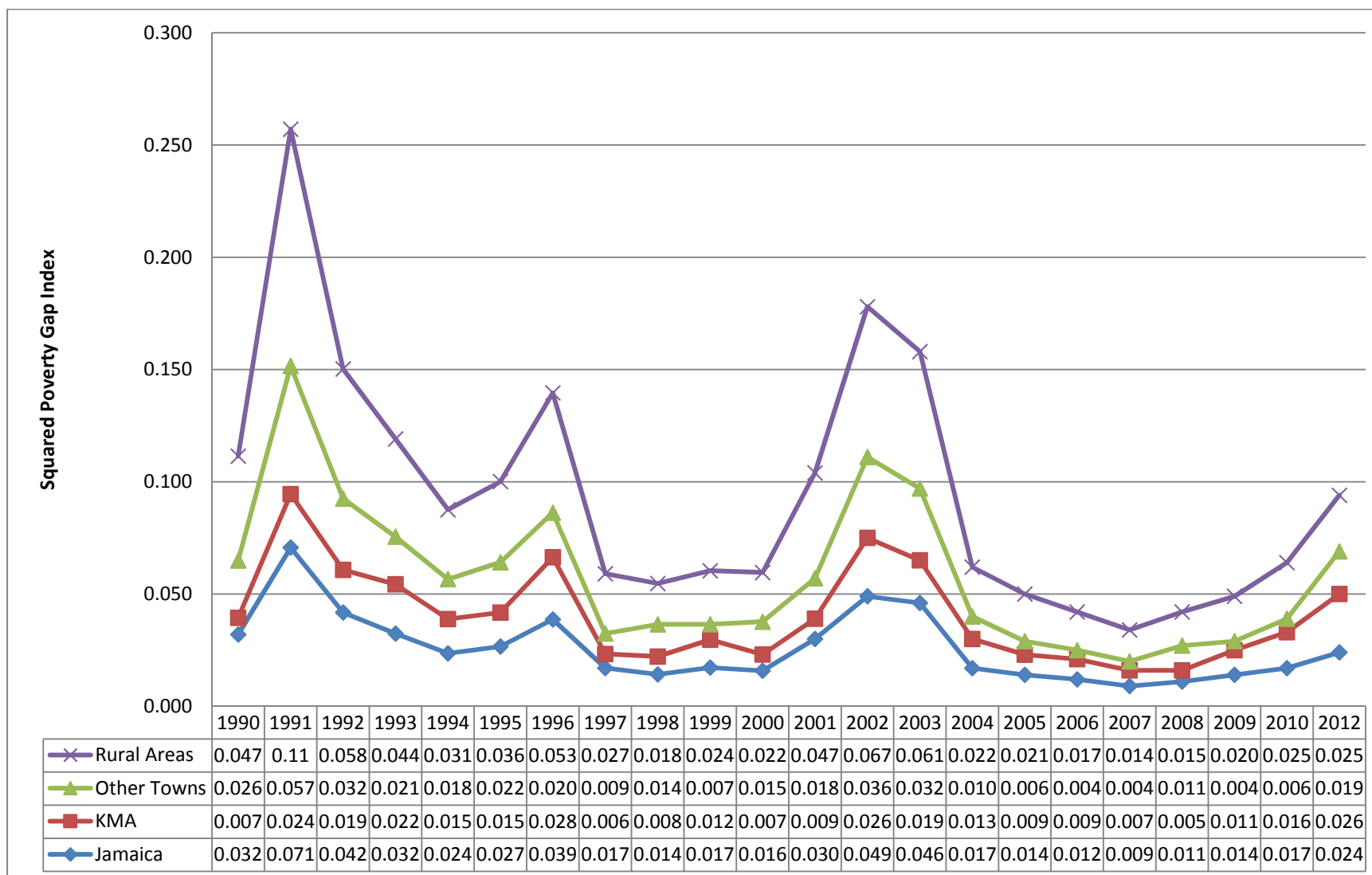
Year	KMA	OTHER TOWNS	RA	JA
1990	12.8	15.8	71.4	100
1991	17.9	13	69.1	100
1992	14.6	15.8	69.6	100
1993	21.3	17.8	60.9	100
1994	17.3	17	65.7	100
1995	16.6	16.4	67	100
1996	19.5	16.3	64.2	100
1997	13.6	13.1	73.3	100
1998	12.5	15.1	72.5	100
1999	18.2	12.5	69.3	100
2000	17.2	16	66.8	100
2001	14.7	13.7	71.6	100
2002	15.8	15.7	68.5	100
2003	12.8	13.2	74	100
2004	26.3	9	64.7	100
2005	20.3	9.6	70.2	100
2006	21.2	13.1	65.7	100
2007	19.9	8.9	71.3	100
2008	18.9	19.7	61.4	100
2009	24.7	14.3	61	100
2010	27.6	15	57.4	100
2012	30.7	16.7	52.6	100

Source: Compiled by the PIOJ from data supplied by STATIN.

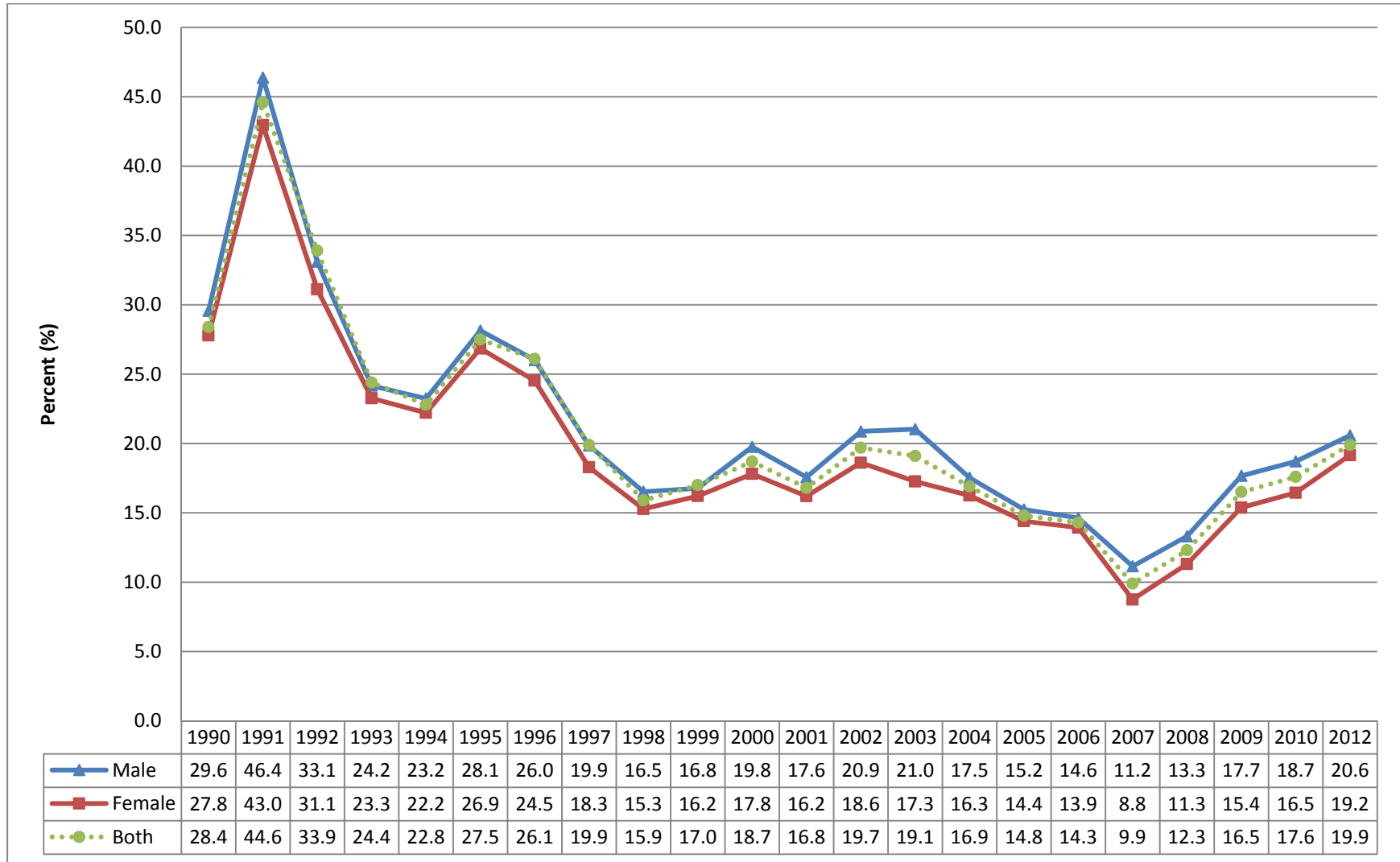
Appendix 5: Poverty Gap Index (Poverty Depth) in Jamaica by Region (2001-2012)



Appendix 6: Squared Poverty Gap Index (Poverty Severity) in Jamaica by Region (2001-2012)



Appendix 7: Prevalence of Poverty in Jamaica by Sex (1990-2012)



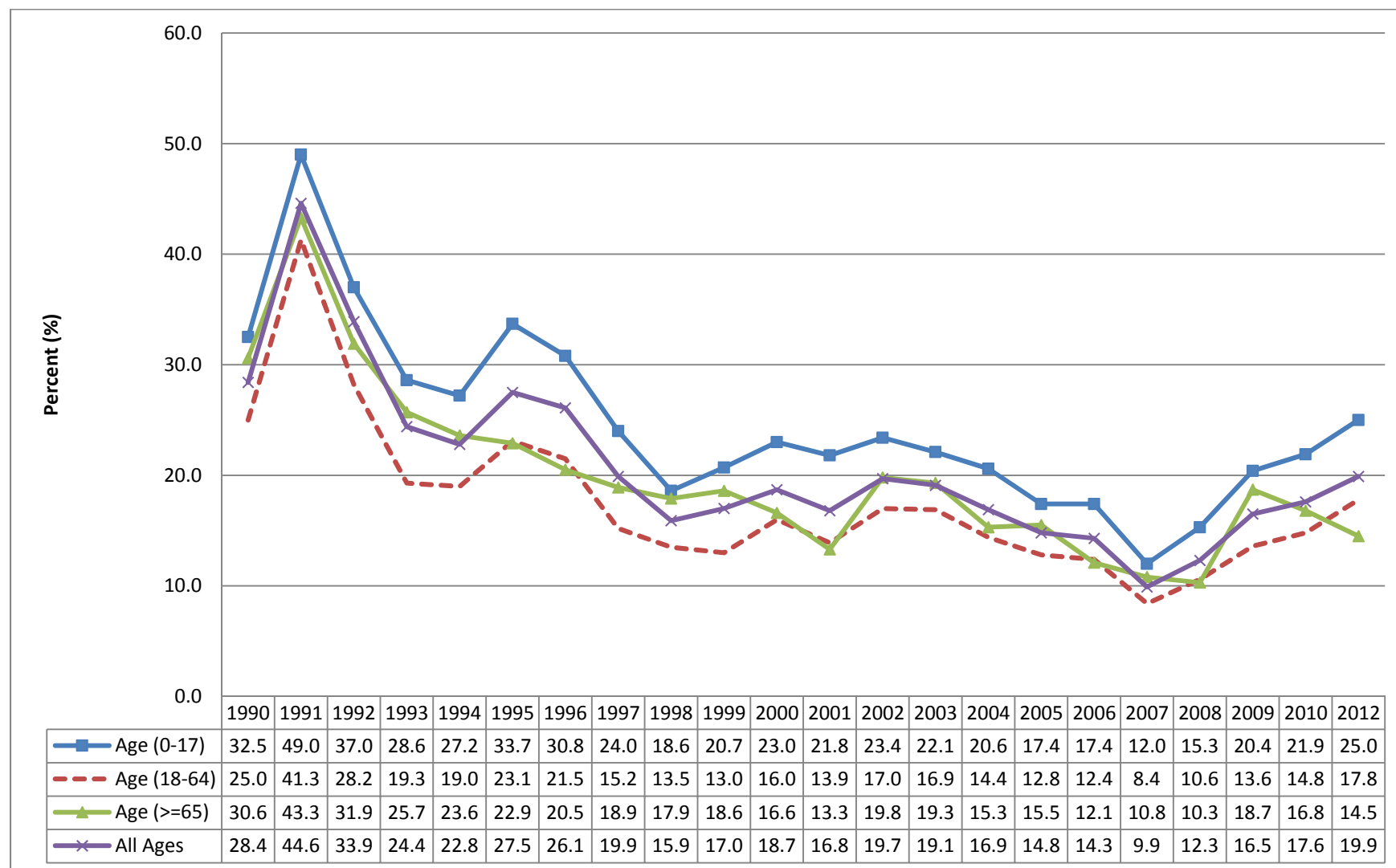
Appendix 8: Prevalence of Poverty and Food Poverty by Sex of Household Head (1990-2012)

Year	Poverty		Food Poverty	
	Male Headed	Female Headed	Male Headed	Female Headed
1990	21.4	22.2	7.8	8.0
1991	35.6	33.8	16.6	16
1992	23.0	22.7	9.2	8.2
1993	16.0	18.6	6.5	7.1
1994	14.0	19.7	4.2	7.7
1995	18.7	19.2	5.4	6.4
1996	16.1	17.2	4.8	5.5
1997	12.0	14.4	3.7	4.0
1998	10.5	12.8	3.3	4.3
1999	9.4	13.3	2.4	3.7
2000	12.9	13.2	3.0	3.2
2001	10.1	12.1	3.7	3.7
2002	14.0	14.8	5.3	5.0
2003	14.0	15.7	4.8	5.2
2004	11.9	12.0	4.2	4.0
2005	9.6	11.9	2.9	3.5
2006	9.9	10.8	2.1	3.4
2007	7.2	8.0	2.2	2.7
2008	7.9	9.0	2.1	2.3
2009	11.4	12.8	3.0	3.8
2010	11.1	13.8	4.1	4.1
2012	13.2	15.9	4.8	5.7

Appendix 9: Prevalence of Poverty by Region and Sex (1990-2012)

Year	KMA		Other Towns		Rural Area		Jamaica	
	Male	Female	Male	Female	Male	Female	Male	Female
1990	13.0	13.5	26.1	25.3	38.7	36.3	29.6	27.8
1991	30.7	27.3	31.9	31.0	58.5	55.9	46.4	43.0
1992	18.5	17.2	28.9	26.4	40.9	40.2	33.1	31.1
1993	16.7	16.4	22.5	22.4	29.3	28.5	24.2	23.3
1994	16.4	12.8	20.1	21.3	28.6	28.8	23.2	22.2
1995	14.9	15.6	24.4	23.3	37.8	36.4	28.1	26.9
1996	16.8	13.9	23.2	20.6	33.1	33.3	26.0	24.5
1997	9.9	7.9	14.2	13.5	27.5	27.0	19.9	18.3
1998	9.5	7.8	13.6	13.2	19.9	19.1	16.5	15.3
1999	12.3	8.3	11.4	13.4	21.3	22.4	16.8	16.2
2000	11.2	8.8	17.0	16.7	26.0	24.5	19.8	17.8
2001	8.4	6.9	14.4	12.5	24.1	24.1	17.6	16.2
2002	11.1	9.8	19.6	17.9	26.0	24.2	20.9	18.6
2003	11.7	7.7	16.8	14.9	25.7	22.8	21.0	17.3
2004	14.9	13.8	9.0	6.6	22.3	21.9	17.5	16.3
2005	10.7	8.8	7.8	6.6	20.8	21.4	15.2	14.4
2006	9.3	9.5	9.4	9.1	20.2	19.4	14.6	13.9
2007	6.5	5.9	5.3	2.8	16.9	13.7	11.2	8.8
2008	7.6	6.5	12.1	9.5	17.9	16.1	13.3	11.3
2009	13.9	11.7	10.0	10.3	24.1	20.8	17.7	15.4
2010	16.5	12.4	11.9	11.3	23.7	22.6	18.7	16.5
2012	21.0	18.7	17.3	15.9	21.6	20.9	20.6	19.2

Appendix10: Prevalence of Poverty in Jamaica by Age Group (1990-2012)



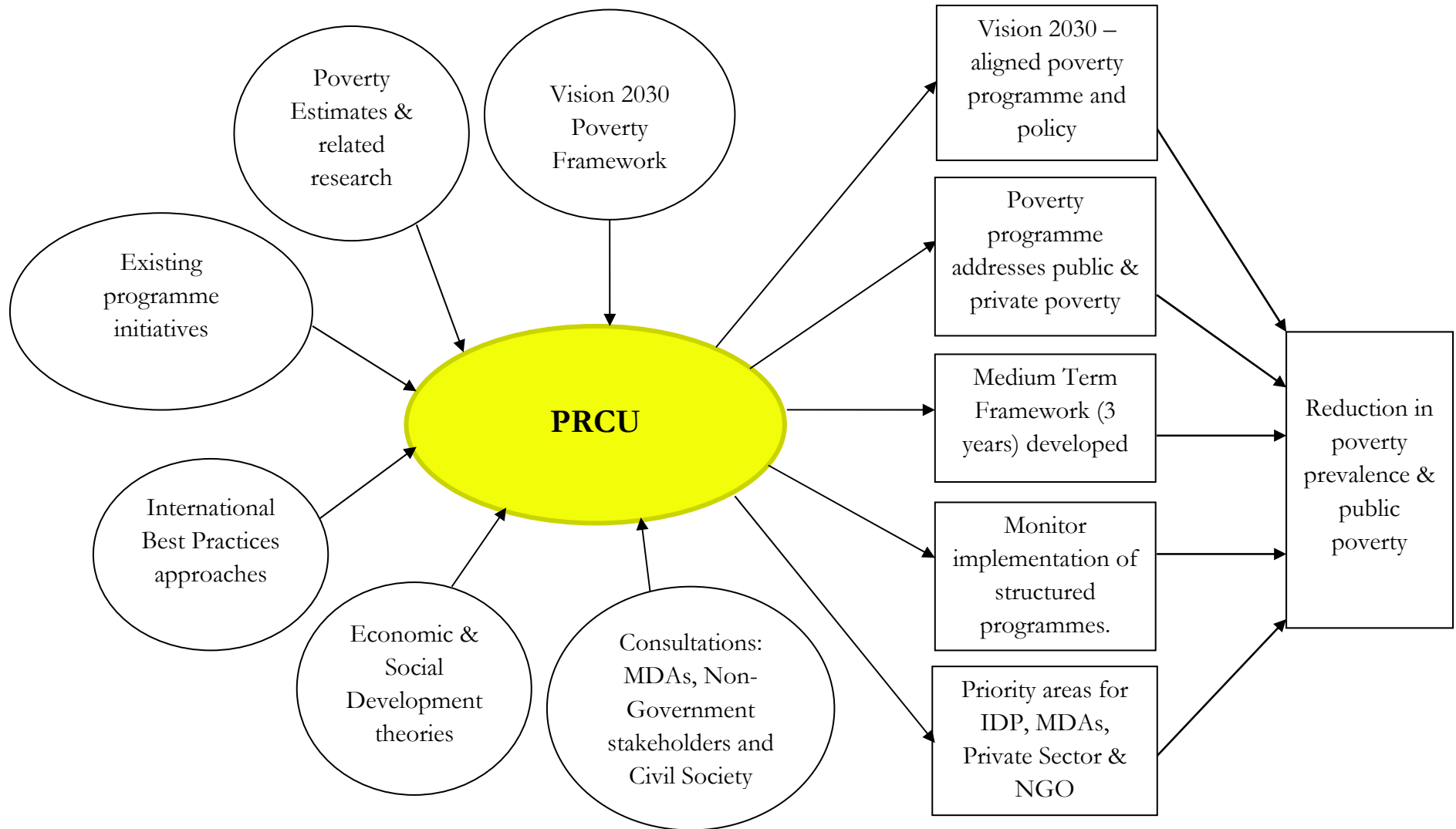
Appendix 11: Prevalence of Poverty by Region and Age (1990-2012)

Year	KMA			Other Towns			Rural Area			Jamaica		
	0-17	18-64	65+	0-17	18-64	65+	0-17	18-64	65+	0-17	18-64	65+
1990	15.0	11.6	15.3	33.2	19.7	23.3	40.9	34.5	37.1	32.5	25.0	30.6
1991	33.8	26.4	22.1	36.2	28.1	30.3	60.0	55.5	53.8	49.0	41.3	43.3
1992	21.4	15.5	16.7	31.6	24.8	25.8	45.6	36.6	38.2	37.0	28.2	31.9
1993	22.9	12.3	15.8	26.2	19.3	22.9	32.7	24.9	30.8	28.6	19.3	25.7
1994	17.5	12.6	15.1	23.5	17.9	25.0	33.6	24.4	27.4	27.2	19.0	23.6
1995	20.3	12.1	11.5	29.0	20.3	19.3	43.5	32.8	28.9	33.7	23.1	22.9
1996	19.2	12.7	14.7	25.2	20.7	12.0	39.9	28.6	26.1	30.8	21.5	20.5
1997	10.0	8.0	10.5	18.7	10.8	10.1	32.9	22.4	25.7	24.0	15.2	18.9
1998	10.6	7.0	12.2	15.6	11.6	14.6	22.1	17.1	20.0	18.6	13.5	17.9
1999	13.0	8.6	11.0	16.6	9.4	11.5	26.1	17.7	24.3	20.7	13.0	18.6
2000	12.2	8.2	12.5	23.5	12.9	10.2	28.8	23.2	20.9	23.0	16.0	16.6
2001	10.2	6.3	5.7	18.3	10.8	9.0	29.3	20.9	18.1	21.8	13.9	13.3
2002	12.6	8.8	12.3	23.3	15.9	14.7	28.4	22.6	24.5	23.4	17.0	19.8
2003	10.7	8.7	9.4	19.1	13.8	12.3	27.3	21.8	24.7	22.1	16.9	19.3
2004	18.5	11.6	13.9	9.3	7.3	4.4	25.8	19.4	20.8	20.6	14.4	15.3
2005	10.6	8.2	13.9	8.2	6.9	5.7	24.3	18.5	21.2	17.4	12.8	15.5
2006	12.6	7.9	5.3	10.4	8.5	9.0	23.1	17.5	18.2	17.4	12.4	12.1
2007	7.7	5.4	5.7	3.7	4.0	5.7	18.0	13.0	16.5	12.0	8.4	10.8
2008	9.5	5.8	6.1	12.8	9.8	8.5	20.2	15.2	14.3	15.3	10.6	10.3
2009	15.6	10.5	17.3	11.3	9.4	10.5	27.4	18.5	23.6	20.4	13.6	18.7
2010	18.4	12.4	12.5	16.0	8.5	12.2	27.3	20.3	22.0	21.9	14.8	16.8
2012	26.1	17.8	12.2	20.9	14.8	11.6	26.1	19.0	16.7	25.0	17.8	14.5

Appendix 12: Prevalence of Food Poverty by Region and Age (1990-2012)

Year	KMA				Other Towns				Rural Area				Jamaica			
	Age (0-17)	Age (18-64)	Age (65+)	All Ages	Age (0-17)	Age (18-64)	Age (65+)	All Ages	Age (0-17)	Age (18-64)	Age (65+)	All Ages	Age (0-17)	Age (18-64)	Age (65+)	All Ages
1990	2.2	1.8	1.8	2.0	9.8	4.2	11.7	7.2	18.4	15.3	14.7	16.6	12.5	9.3	11.8	10.9
1991	7.6	6.0	5.7	6.6	17.5	12.9	15.6	14.9	36.4	31.7	30.7	33.6	25.7	20.2	23.1	22.7
1992	5.6	3.8	4.8	4.6	8.2	6.6	10.3	7.6	21.2	15.9	18.3	18.3	14.9	10.7	14.3	12.7
1993	6.8	4.0	6.2	5.2	6.6	3.6	4.4	4.9	16.2	12.3	14.2	14.2	11.6	7.6	10.7	9.5
1994	6.1	2.6	5.7	4.1	5.4	3.3	7.1	4.4	14.4	8.5	13.2	11.5	10.4	5.4	10.2	7.8
1995	7.9	3.0	2.2	4.9	8.7	6.7	4.3	7.3	15.9	10.8	9.9	12.9	12.1	7.2	7.0	9.2
1996	3.5	2.3	2.1	2.8	9.8	7.2	2.6	7.9	14.3	10.2	12.2	12.1	10.1	6.9	7.8	8.3
1997	1.2	0.9	4.4	1.3	3.6	1.4	2.0	2.3	12.8	7.1	9.3	9.8	8.0	3.9	6.7	5.7
1998	2.2	1.9	3.7	2.1	5.6	4.2	4.3	4.8	7.6	5.6	6.9	6.6	6.1	4.4	6.0	5.2
1999	3.8	2.3	3.8	2.9	N/ A	N/ A	N/ A	0.1	9.8	6.3	6.4	7.8	6.4	3.8	4.8	4.9
2000	1.9	1.7	3.5	2.0	5.3	3.1	2.7	3.9	9.0	5.8	7.9	7.3	6.3	3.8	5.7	5.0
2001	0.9	0.7	1.6	0.8	4.4	2.8	2.7	3.4	10.5	6.3	7.6	8.2	6.6	3.6	5.2	4.9
2002	5.2	3.5	6.0	4.3	4.8	3.1	4.0	3.8	11.6	8.7	10.3	10.0	8.7	6.0	8.2	7.2
2003	1.3	1.9	2.7	1.8	5.8	3.7	4.6	4.6	8.7	7.6	10.3	8.3	6.5	5.4	7.7	6.0
2004	3.7	3.0	5.9	3.5	2.9	2.0	0.7	2.2	10.1	7.1	8.7	8.5	6.9	4.7	6.2	5.7
2005	1.6	2.1	5.6	2.3	1.2	1.5	0.6	1.3	8.2	5.7	7.4	6.9	5.0	3.7	5.3	4.3
2006	3.2	1.7	2.9	2.4	1.1	1.2	2.1	1.3	5.4	3.7	7.4	4.8	3.9	2.5	4.8	3.3
2007	2.5	1.2	2.5	1.7	1.3	1.1	0.6	1.1	5.0	3.8	5.8	4.5	3.5	2.3	3.7	2.9
2008	1.0	0.5	1.8	0.8	3.3	2.5	2.7	2.8	5.7	4.5	4.5	4.9	3.8	2.6	3.2	3.1
2009	2.5	2.1	8.5	2.8	1.7	1.3	2.0	1.5	11.1	5.9	7.5	8.1	6.6	3.5	6.6	4.9
2010	4.5	3.4	3.0	3.7	3.8	2.0	0.6	2.5	12.7	8.7	8.1	10.2	8.1	5.3	4.8	6.3
2012	8.3	6.9	5.1	7.1	6.3	3.7	3.7	4.6	10.9	8.0	7.6	8.9	9.2	6.8	6.1	7.5

Appendix 13: Key Workflow Considerations of the Poverty Reduction Coordinating Unit



Source: Poverty Reduction Coordinating Unit (2014)

Appendix 14: International and Regional Best Practices

The National Poverty Reduction Programme is informed by international and regional best practice in programming and approaches. Through study tours and other knowledge-gathering activities, there have been several lessons learnt that are relevant to what Jamaica is embarking on. Approaches to poverty reduction and programming have been adopted from several countries including Brazil, Chile, Peru, Canada, United States of America, Ecuador, the Republic of South Korea, and Singapore. In general, there have been insights on, inter alia:

- a. challenges related to policy and programme coherence;
- b. changes in thinking, approaches, and practice;
- c. how specific programmes (including Cash Transfer Programmes) can empower individuals and households;
- d. institutional arrangements for poverty reduction;

The following are among the key lessons learnt:

1. Legislation is needed to support and protect poverty reduction and social protection base rights guaranteed to citizens. Major policies and programmes should be enshrined in law, which makes them legal and binding. This ensures a high level of continuity and sustainability in the implementation of these programmes. The passing of these laws should be done in a timely manner.
2. Robust data and information systems to guide policy and programmes are critical; in this regard, unique identification numbers have greatly facilitated accountability and monitoring. The interconnectedness of the information system was based on: inter-ministerial collaboration, heavily driven by strong leadership directives; understanding the dynamics of each Ministry in an effort to avoid duplication and maximize the use of resources; and for the standardization of data across Ministries. Strong focus should be placed on the use of data and information to inform programme development, programme focus, and allocation of resources. A comprehensive and functional database is a useful component of successful and responsive programming. Timely and effective use of data and information systems are also essential to informing the development, monitoring and evaluation of programmes.
3. Results-based management and performance budgeting enhance responsive public policy. The use of monitoring and evaluation reports to inform budget allocation to programmes has been noted.
4. Networking and integration are critical for the best use of resources in the system, and for complimentary joined-up government. 'Joined-up Government' approaches are essential in effecting poverty reduction and broader social policy outcomes. Areas for integration include political, economic, social, institutional, environmental and infrastructural. Investments should be made to strengthen inter-sectoral and inter-ministerial collaboration.
5. Clear institutional frameworks that anchor the roles of Government (various levels), non-state and private sector are necessary.
6. Committed political will and resources is critical to sustaining any initiative.
7. Flexibility to adjust and improve programmes in response to emerging dynamics, shocks, and persistent challenges is important for programme success.

8. Programme budget support must be adequate at the different points of implementation; otherwise the overall outcome is likely to be compromised.
9. Extreme poverty requires distinct measures that are geared towards objectives including alleviation of immediate needs, and linking of individuals and families to services most needed by them.
10. The importance of macroeconomic growth as the context for sustaining poverty reduction efforts is underscored. In particular, employment becomes critical in securing incomes for an adequate standard of living. An example cited in the Peru interaction was that of 'productive elasticity', where a 1 per cent growth in GDP was responsible for a 0.4 per cent reduction in poverty. It has been argued that both economic growth and effective social programmes were equally responsible for poverty reduction. It is therefore evident that all sectoral policies are critical to strong and sustainable achievements.
11. While countries recognize the need for poverty alleviation programmes, the goal is to limit the continuing scope of these programmes to the poorest, while empowering labour participation and improved incomes for the majority.
12. Significant focus should be placed on building the resilience of families, including building their capacity for income generation and linking them to employment.
13. Psycho-social support to families and individuals (including parents, children and persons with disabilities) is an integral element in the treatment of poverty. Individual responsibility and positive approaches are emphasised, as despair has been described as a "learnt behaviour".
14. The State taking a more proactive role in reaching the poorest and most vulnerable families and individuals is important for increasing success. It is important to implement special measures for reaching excluded groups, for example, through geographic targeting. In recent years, Peru has been placing increasing emphasis on reaching the poor and vulnerable families, particularly socially excluded groups in some geographical regions. This is evident in the areas of healthcare, nutrition for infants and young children.
15. Focus on early stimulation and nutrition is important for addressing long-term effects.
16. Clear articulation of roles/functions, responsibilities and accountability systems for central, regional and/or municipal governance structures
17. The ability of established national coordinating mechanisms to leverage state resources in keeping with the defined social protection and poverty reduction programme imperatives determines the extent to which success is possible
18. Linkages between various initiatives serve to strengthen the programmes, provide for and increase the likelihood of achieving outcomes.
19. A human capital development approach to poverty reduction is critical. Poverty can be seen as a loss of capacity, whether economic, social or political.
20. Building the assets of poor families and communities takes the concerted effort of individuals, state and non-state actors. One of the fundamental concerns is that of assisting in identifying those assets, some of which are physical, and others of which are innate strengths and capacities. Poverty reduction strategies have therefore to pay specific attention to human capital empowerment, and to equity of information, opportunities and services.
21. Prevention is an important factor in breaking the intergenerational cycle of poverty.

22. The poor should be empowered to participate in political and other decisions related to their future.
23. Services should not necessarily be targeted to the poor as the primary means of combating poverty. There should be a general improvement in services, with greater access created for the poor.
24. Effective multi-sectoral collaboration is critical. A clearly defined role for each group of stakeholders and a facilitated mechanism for collaboration and reporting are required. There are also critical roles for public-private sector partnerships in mobilizing resources, creating effective delivery systems, and expanding the reach of public policy interventions through collaboration. As in the case of Singapore, “many helping hands” are required.
25. A gender-responsive approach to programming and interventions is important. Empowerment and productive inclusion of women in households is important for addressing poverty.
26. Youth inclusion and development is critical. Youth entrepreneurship, particularly in rural areas, is encouraged.
27. Interventions should be guided by urban and rural dynamics. Rural development is central to addressing poverty. Rural development may be achieved through the provision of loans for entrepreneurship in the rural areas, which would stem the tide of the rural-urban drift. These loans would be targeting poor vulnerable groups who live in the rural areas, and could be offered at low interest rates and longer repayment periods. Support should be given to farmers to increase production through guidance and technical assistance, inputs, water supply, and access to markets and financing. Some of the main objectives therefore are to ensure access to food, strengthen family agriculture, increase income generation, production and sustainability of rural income from farming.
28. Development and promotion of initiatives that encourage the adoption of alternative and/ or sustainable livelihoods is important. Particularly in rural communities located within or near sensitive environmental areas so as to foster sustainable management of natural resources while supporting income generation and growth.
29. Local level institutions and governance structures have an important role to play.
30. Poverty reduction programmes and interventions are one of the factors that contribute to economic development and social improvement. The economic value of effective poverty reduction for Jamaica should be determined and promoted.
31. Food security is an important element for poverty reduction programmes.
32. Focus on children and youth is important for breaking the cycle of poverty. It is important to include in school curricula the issue of children and youth becoming more aware of their responsibility towards their own social security, even ahead of them becoming part of the labour market. This is an important element of public awareness and education, and should not be underestimated as a viable intervention for breaking the cycle of poverty.
33. Mainstreaming and addressing the needs of persons with disabilities and other vulnerable groups are important.

GLOSSARY OF TERMS

TERM	DEFINITION
Gini Coefficient	The Gini Coefficient is a measure of inequality and ranges from 0 (represents perfect equality) to 1 (represents perfect inequality).
Poor	Persons consuming at or below the poverty line (JSLC, 2012)
Poverty Line	Jamaica uses an absolute measure of poverty represented by a poverty line. The poverty line represents the level of food and non-food expenditure required to maintain a minimum acceptable standard of living. Persons whose consumption is at or below the poverty line are considered poor (JSLC 2014).
Food Poverty	The food poverty line is equal to the food portion of the adult equivalent poverty line, and represents the minimum expenditure needed for an individual to meet basic nutritional requirements (JSLC 2014).
Social Protection	Social Protection is the set of provisions that employ public and private initiatives, guided by state policies, to prevent, address, and reduce the risks of poverty and vulnerability brought about by lack of, losses or interruptions to income. Its objective is to ensure living standards above specified levels, through effective social, economic and labour market policies that support income security across the life span (Jamaica Social Protection strategy, 2014).
Working Poor	Individuals engaged in either paid employment or self-employment that belongs to households with an adult equivalent per capita household expenditure (or income) that falls below a specified poverty line.

REFERENCES

- Arcadis BMB. 2005. "Feasibility Study for A Continuation Poverty Reduction – Poverty Reduction Programme in the Non-State Actor Sector in Jamaica." Unpublished (Prepared for the European Union).
- Bachelet, Michelle. *Social Protection Floor: for a Fair and Inclusive Globalization*. Report of the Advisory Group. International Labour Organization, 2011.
- Beckford, G. 1972. *Persistent Poverty: Underdevelopment in Plantation Economies of the Third World*. London: Oxford University Press.
- Benfield, W. 2010. *Poverty and Perception in Jamaica: A Comparative Analysis of Jamaican Households*. Kingston: UWI Press.
- Blake Lobban, S. and Mclean, A. 2009. "Assessment of Community and Security and Transformation Programmes in Jamaica." Unpublished (Prepared for the PIOJ).
- Carvalho, S and White, H. 1997. *Combining the Quantitative and Qualitative Approaches to Poverty Measurement and Analysis*. Washington: World Bank.
- Christie, T. 2013. "Pension Coverage in Jamaica, Final Report." Unpublished. (Prepared for the Ministry of Labour and Social Security).
- Deepa Narayan, 1999. "Bonds and Bridges: Social Capital and Poverty". The World Bank.
- FAO (2013) Environment and Natural Resource management Series #21. "Climate Change and Agriculture in Jamaica: Agriculture Sector Support Analysis", FAO.
- Gayle-Geddes, A., Gillings, S., and Chen, K. 2012. "Beyond Developmental Rhetoric: Unearthing Best Practices for Sustainable Social Investment in Inner City Communities in Jamaica." Paper presented at the UWI 50/50 Conference, Kingston, Jamaica. August 20-24, 2012.
- Gibbison, G. 2013. *Targeting Assessment of the Programme of Advancement through Health and Education*. Unpublished (Prepared for the Ministry of Labour and Social Security).
- Government of Jamaica. 1995. *National Poverty Eradication Programme: A Community Based Partnership Approach*. Kingston: National Poverty Eradication Programme.
- .2015. *2030 Agenda on Sustainable Development: Government of Jamaica National Outcome Document* (unpublished).

- Handa, S. 2010. Moving on Up? The Dynamics of Poverty in Jamaica. In “Framing Social Development Policy Through Research. Papers presented at the 20th Anniversary Conference of the Jamaica Survey of Living Conditions. Kingston, Jamaica: Planning Institute of Jamaica.
- Henry-Lee, Aldrie. 2001. “The Dynamics of Poverty in Jamaica, 1989-1999”. *Social and Economic Studies*, 50, No. 1 (March 2001): 199-228.
- Holland, J and Moser, C. 1997. *Urban Poverty and Violence in Jamaica*. Washington: World Bank.
- International Labour Organization, Statistical Institute of Jamaica and Planning Institute of Jamaica. 2013. *Labour Market Transition of Young Women and Men in Jamaica: Summary Report 2013*. Kingston: ILO/PIOJ/STATIN
- Jamaica Social Protection Project, Study Tour to Ontario, Canada July 13-17, 2009. “Study Tour Implementation Report.” Unpublished
- Marques, Jose. “Diagnostic Study: Review of the Social Safety Net Provisions and Capacity”. Prepared for the Planning Institute of Jamaica, 2011 (unpublished).
- Mathematica. 2007. *Evaluation of Jamaica’s PATH Programme*. Kingston: Ministry of Labour and Social Security.
- Ministry of Labour and Social Security, 2015. *Social Protection Progress Report, April-July 2015*(unpublished)
- Ministry of Water and Housing (2007). *Rapid Assessment of Squatting Report*, MWH.
- Moncrieffe, J. 2013. “Impact Assessment of the Grants to Non-State Actors (NSAS) and Grants of Low Amount (GOLAS) in Jamaica.” Unpublished (Prepared for the JSIF).
- Planning Institute of Jamaica. 2014. *Conceptual Framework: Poverty Reduction Coordination in Jamaica*. Kingston, Jamaica: Planning Institute of Jamaica.
- .2013.*A review of Current and Emerging Vulnerability in Jamaica in the Context of Risks to Income, Poverty and Food Security*. Kingston, Jamaica: Planning Institute of Jamaica
- .2014. *Jamaica Social Protection Strategy*. Kingston, Jamaica: Planning Institute of Jamaica.
- . 2010. *Medium Term Socio-Economic Policy Framework 2012-2015*. Kingston: PIOJ
- . 2011. *A Growth Inducement Strategy for Jamaica in the Short and Medium Term*. Kingston: PIOJ
- . *Economic and Social Survey Jamaica. Various Editions*. Kingston: PIOJ.

- . *Jamaica Survey of Living Conditions*. Kingston: PIOJ. Various Editions.
- . *Social Protection and Poverty Reduction Study Tour Report*, Chile and Peru, October 5-16, 2014. Unpublished.
- . “*Building the Assets of the Poor*” Brazil Study Tour. Component 4, GoJ/World Bank Social Protection Project Report September 12-16, 2011. Unpublished
- . *Vision 2030 Jamaica – National Development Plan*. Kingston: PIOJ, 2009.
- . *Vision 2030 Jamaica - Social Welfare and Vulnerable Groups Sector Plan*, 2009c (unpublished).
- . *Vision 2030 Jamaica – Poverty Reduction Strategic Plan*, 2009d (unpublished).
- . *Vision 2030 Jamaica – Social Security Sector Plan*, 2009e (unpublished).
- . *Vision 2030 Jamaica – Persons with Disabilities Sector Plan*, 2009f (unpublished).
- Ricketts, Heather and Patricia Anderson, 2009. *Parenting in Jamaica*, Kingston; PIOJ
- Sir Arthur Lewis Institute of Social and Economic Studies. 2003. *Report on the Evaluation of the National Poverty Eradication Programme (NPEP) in Jamaica*. Unpublished.
- Statistical Institute of Jamaica. 2012. *Demographic Statistics*. Kingston: STATIN
- Statistical Institute of Jamaica. 2011. *Jamaica Multiple Indicator Cluster Survey, 2011*, Kingston, STATIN.
- Thomas, C. Y. 1988. *The Poor and the Powerless: Economic Policy and Change in the Caribbean*. London: Latin America Bureau.
- United Nations. 2013. *The Millennium Development Goals Report 2013*. New York: UN.
- . 2013. *A New Global Partnership: Eradicate Poverty and Transform Economies through Sustainable Development*. New York: UNDP.
- United Nations Development Programme. 2013. *Humanity Divided: Confronting Inequality in Developing Countries*. New York: UNDP.
- United Nations Development Programme et al. 1998. *Implementing the 20/20 Initiative Achieving Universal Access to Basic Social Services*. New York: UNICEF.
- Witter, M, et al. 2009. “*Child Poverty and Disparities in Jamaica*.” Unpublished (PIOJ).
- World Bank Group 2015. *World Development Report*. “*Mind Society and Behaviour*.”